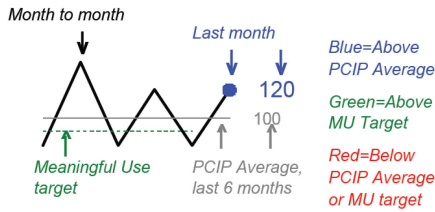


John Doe Dashboard October - March 2011
Practice: John Doe M.D., P.C. (ID: 1111) Live Since: 05/18/09

Legend (Sample Graph)



Recommendations:

Based on this report and the impact of each measure on patient health, two measures to target for improvement in the future are

Meaningful Use:

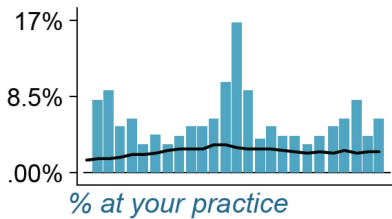
% Allergy Structured

Quality Measures:

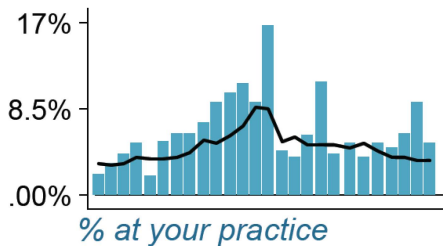
% A1C Testing

Syndromic Surveillance, Last 6 Months

PCIP Weekly % of Visits with vomiting or diarrhea



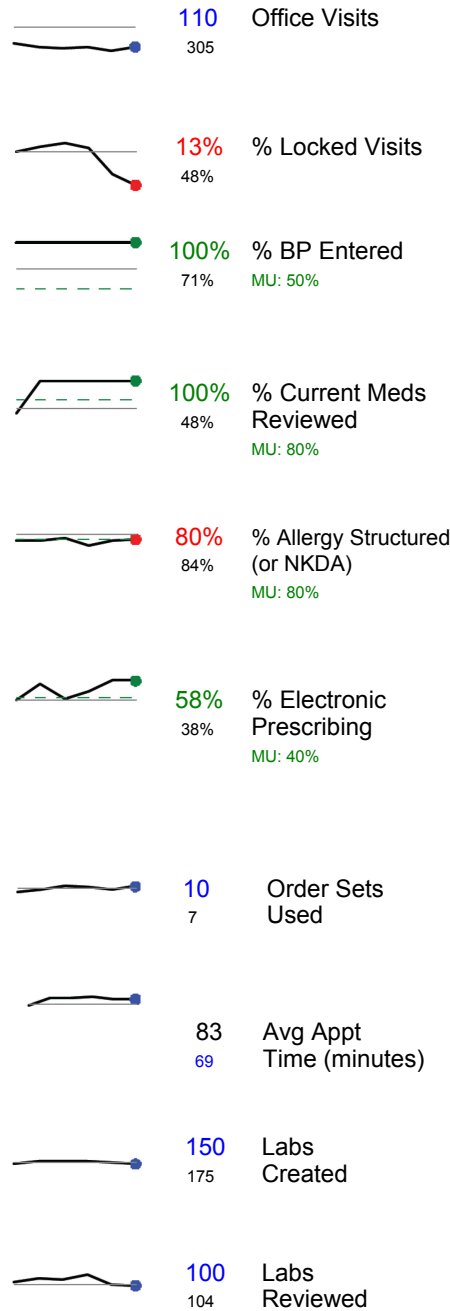
PCIP Weekly % of Visits with cough & fever



EHR Use Measures

Last 6 Months

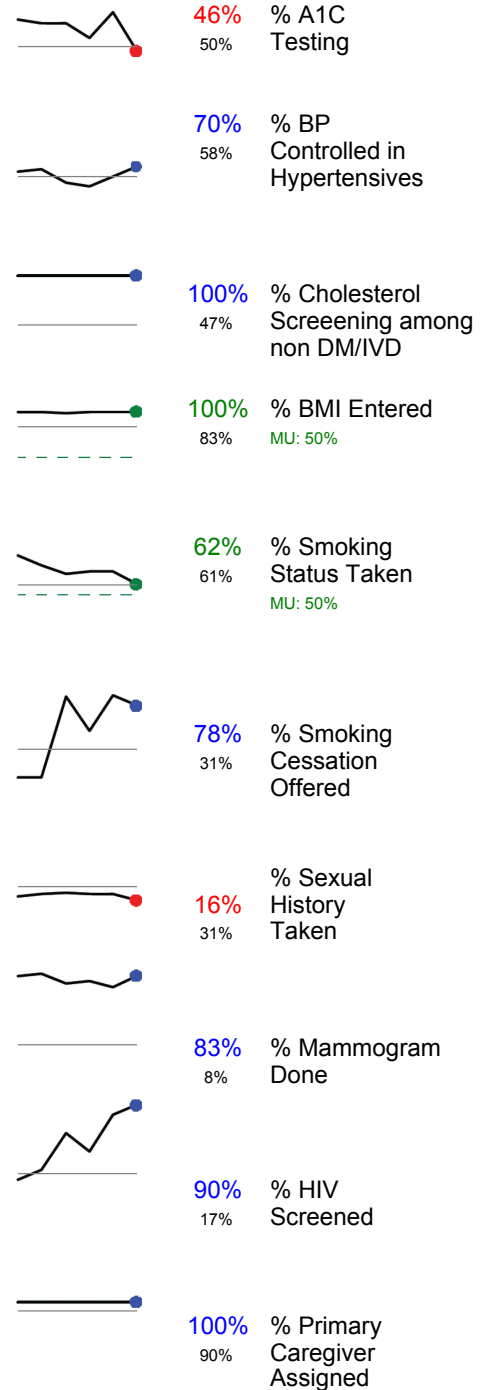
You
(PCIP Avg)



Quality Measures


Last 6 Months

You
(PCIP Avg)

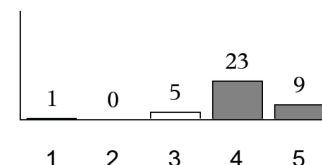


CPT Codes, Last Month

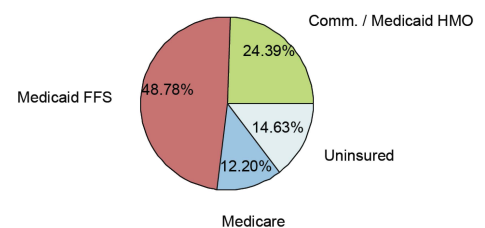
9920X New Patients



9921X Established Patients



Payment Type, Last Month



*PCIP does not receive patient identifiable information from your practice.
 *This report will not be shared with other organizations.
 For questions, contact: Claudia Pulgarin at cpulgarin@health.nyc.gov

