



# Medicare & Medicaid EHR Incentive Programs

**HIT Policy Committee**  
**August 7, 2013**





# Registration and Payment Data



## Active Registrations – June 2013

	Jun-13	Program-to-Date
<b>Medicare Eligible Professionals</b>	<b>3,661</b>	<b>269,580</b>
Doctors of Medicine or Osteopathy	3,294	240,024
Dentists	1	323
Optometrists	139	12,371
Podiatrists	63	8,446
Chiropractors	163	8,415
<b>Medicaid Eligible Professionals</b>	<b>2,240</b>	<b>131,380</b>
Physicians	1,371	89,899
Certified Nurse-Midwives	41	2,718
Dentists	232	12,248
Nurse Practitioners	561	24,424
Physicians Assistants	35	2,091
<b>Hospitals</b>	<b>52</b>	<b>4,477</b>
Medicare Only	8	250
Medicaid Only	1	141
Medicare/Medicaid	43	4,086
<b>Total</b>	<b>5,953</b>	<b>405,437</b>



# Medicaid Totals – June 2013

	Adopt/Implement /Upgrade (AIU) June 2013		Meaningful Use (MU) June 2013		AIU Program to Date		MU Program to Date		Total Program to Date	
	Providers	Payment	Providers	Payment	Providers	Payment	Providers	Payment	Providers	Payment
Physicians	2,019	\$ 42,563,771	878	\$ 7,535,264	69,041	\$ 1,444,524,447	13,432	\$ 114,244,446	82,473	\$ 1,558,768,893
Nurse Practitioners	412	\$ 8,747,917	231	\$ 2,001,750	16,137	\$ 342,621,092	2,968	\$ 25,602,002	19,105	\$ 368,223,094
Dentists	260	\$ 5,489,584	23	\$ 208,250	7,654	\$ 162,484,584	198	\$ 1,746,750	7,852	\$ 164,231,334
Certified Nurse - Midwives	48	\$ 1,020,000	37	\$ 314,500	1,945	\$ 41,331,250	447	\$ 3,837,750	2,392	\$ 45,169,000
Physicians Assistants practicing in FQHC or RHC led by a PA	32	\$ 658,750	34	\$ 289,000	1,068	\$ 22,567,500	259	\$ 2,205,750	1,327	\$ 24,773,250
<b>Eligible Professionals Total</b>	<b>2,771</b>	<b>\$ 58,480,022</b>	<b>1,203</b>	<b>\$ 10,348,764</b>	<b>95,845</b>	<b>\$ 2,013,528,873</b>	<b>17,304</b>	<b>\$ 147,636,698</b>	<b>113,149</b>	<b>\$ 2,161,165,571</b>
Acute Care Hospitals (including CAHs)	21	\$ 10,397,592	57	\$ 37,549,163	3,121	\$ 2,495,559,759	1,577	\$ 977,302,789	4,698	\$ 3,472,862,548
Children's Hospitals	-	\$ -	1	\$ 1,895,722	58	\$ 150,607,057	23	\$ 48,018,657	81	\$ 198,625,713
Medicare Advantage Hospitals	-	\$ -	-	\$ -	1	\$ 505,931	-	\$ -	1	\$ 505,931
<b>Eligible Hospitals Total</b>	<b>21</b>	<b>\$ 10,397,592</b>	<b>58</b>	<b>\$ 39,444,885</b>	<b>3,180</b>	<b>\$ 2,646,672,747</b>	<b>1,600</b>	<b>\$ 1,025,321,446</b>	<b>4,780</b>	<b>\$ 3,671,994,192</b>
<b>Grand Total</b>	<b>2,792</b>	<b>\$ 68,877,614</b>	<b>1,261</b>	<b>\$ 49,793,649</b>	<b>99,025</b>	<b>\$ 4,660,201,619</b>	<b>18,904</b>	<b>\$ 1,172,958,144</b>	<b>117,929</b>	<b>\$ 5,833,159,763</b>



# EHR Incentive Programs – June 2013 Totals

	Amount Paid 2011 Program Year	Amount Paid 2012 Program Year	Amount Paid 2013 Program Year	Amount Paid Program - To - Date
<b>Medicare Eligible Professionals</b>	<b>\$ 980,630,534</b>	<b>\$ 2,818,388,441</b>	<b>\$ 28,334,440</b>	<b>\$ 3,827,353,414</b>
Doctors of Medicine or Osteopathy	\$ 870,435,621	\$ 2,554,469,823	\$ 26,956,540	\$ 3,451,861,984
Dentists	\$ 793,738	\$ 2,187,570	\$ -	\$ 2,981,309
Optometrists	\$ 39,028,298	\$ 111,711,252	\$ 267,000	\$ 151,006,550
Podiatrists	\$ 51,819,860	\$ 94,186,507	\$ 962,700	\$ 146,969,067
Chiropractors	\$ 18,553,016	\$ 55,833,289	\$ 148,200	\$ 74,534,505
<b>Medicaid Eligible Professionals</b>	<b>\$ 1,060,251,283</b>	<b>\$ 1,020,174,879</b>	<b>\$ 80,739,409</b>	<b>\$ 2,161,165,571</b>
Physicians	\$ 792,076,027	\$ 719,202,625	\$ 47,490,241	\$ 1,558,768,893
Certified Nurse-Midwives	\$ 23,438,750	\$ 20,459,500	\$ 1,270,750	\$ 45,169,000
Dentists	\$ 57,077,500	\$ 96,460,834	\$ 10,693,000	\$ 164,231,334
Nurse Practitioners	\$ 174,059,006	\$ 173,902,920	\$ 20,261,168	\$ 368,223,094
Physicians Assistants	\$ 13,600,000	\$ 10,149,000	\$ 1,024,250	\$ 24,773,250
<b>Eligible Hospitals</b>	<b>\$ 3,154,988,214</b>	<b>\$ 5,317,599,200</b>	<b>\$ 722,374,452</b>	<b>\$ 9,194,961,866</b>
Medicare Only	\$ 118,414,394	\$ 223,994,195	\$ 22,613,991	\$ 365,022,580
Medicaid Only	\$ 127,080,304	\$ 104,402,940	\$ 11,968,824	\$ 243,452,068
Medicare/Medicaid	\$ 2,909,493,516	\$ 4,989,202,066	\$ 687,791,636	\$ 8,586,487,218
Medicare Advantage Organizations For Eligible Professionals	\$ 189,436,486	\$ 135,046,406	\$ -	\$ 324,482,892
<b>Total</b>	<b>\$ 5,385,306,516</b>	<b>\$ 9,291,208,925</b>	<b>\$ 831,448,301</b>	<b>\$ 15,507,963,743</b>



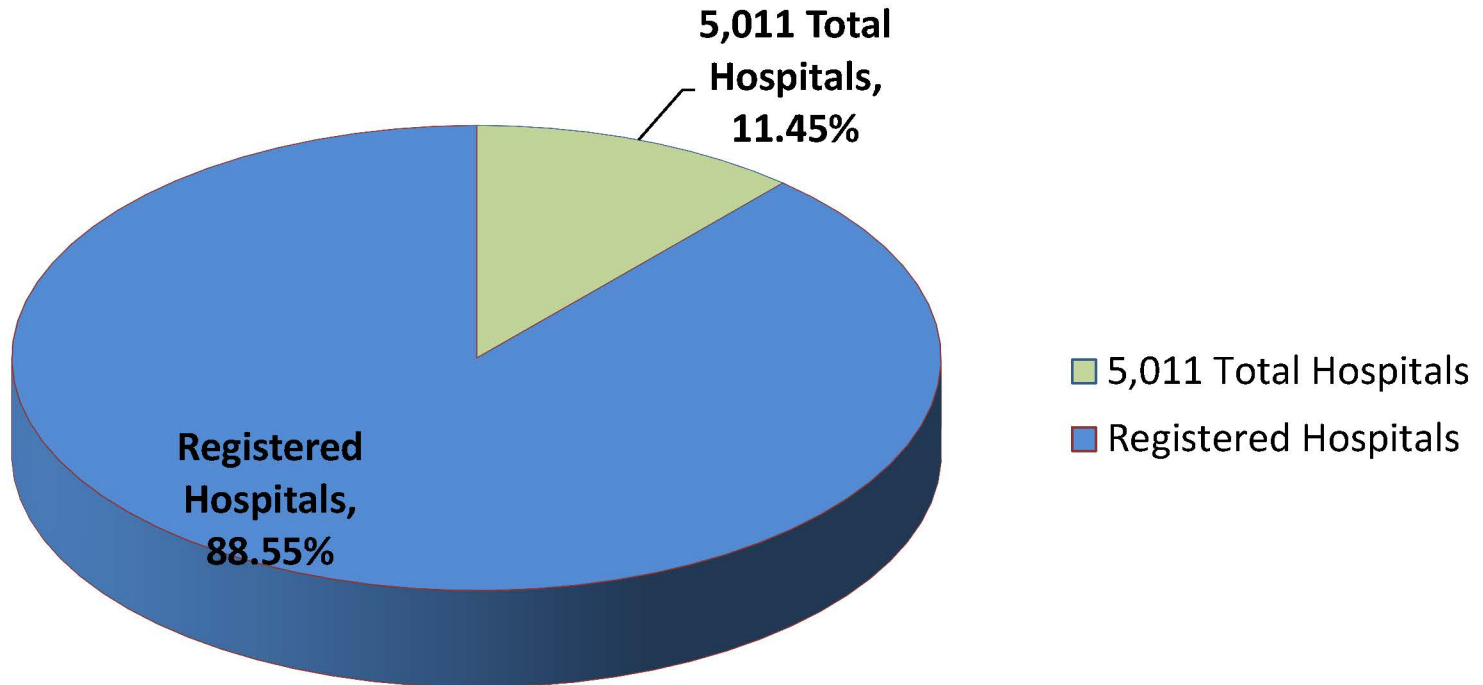
# EHR Incentive Programs – June 2013 Totals

	Unique Providers Paid 2011 Program Year	Unique Providers Paid 2012 Program Year	Unique Providers Paid 2013 Program Year	Unique Providers Paid Program - To - Date
<b>Medicare Eligible Professionals</b>	<b>58,466</b>	<b>183,884</b>	<b>1,916</b>	<b>197,647</b>
Doctors of Medicine or Osteopathy	51,461	164,754	1,823	176,854
Dentists	55	164	-	183
Optometrists	2,577	8,188	18	8,777
Podiatrists	2,918	6,062	65	6,854
Chiropractors	1,455	4,716	10	4,979
<b>Medicaid Eligible Professionals</b>	<b>50,488</b>	<b>58,219</b>	<b>4,442</b>	<b>95,461</b>
Physicians	37,845	41,942	2,686	68,615
Certified Nurse-Midwives	1,103	1,210	79	1,948
Dentists	2,692	4,643	517	7,659
Nurse Practitioners	8,203	9,805	1,097	16,170
Physicians Assistants	645	619	63	1,069
<b>Eligible Hospitals</b>	<b>2,318</b>	<b>3,181</b>	<b>438</b>	<b>4,024</b>
Medicare Only	85	154	17	206
Medicaid Only	57	71	8	113
Medicare/Medicaid	2,176	2,956	413	3,705
<b>Medicare Advantage Organizations For Eligible Professionals</b>	<b>11,117</b>	<b>11,340</b>	<b>-</b>	<b>12,670</b>
<b>Total</b>	<b>122,389</b>	<b>256,624</b>	<b>6,796</b>	<b>309,802</b>



## June - By the Numbers

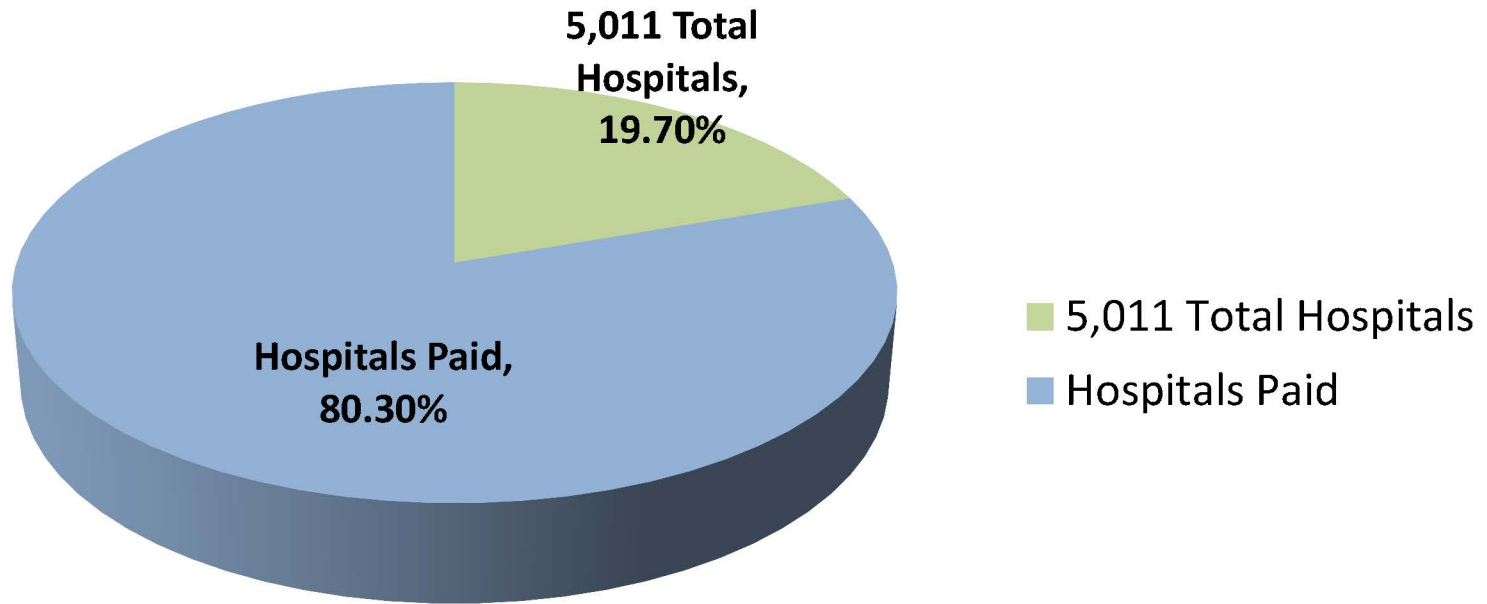
# Registered Eligible Hospitals





## June - By the Numbers

# Paid Eligible Hospitals

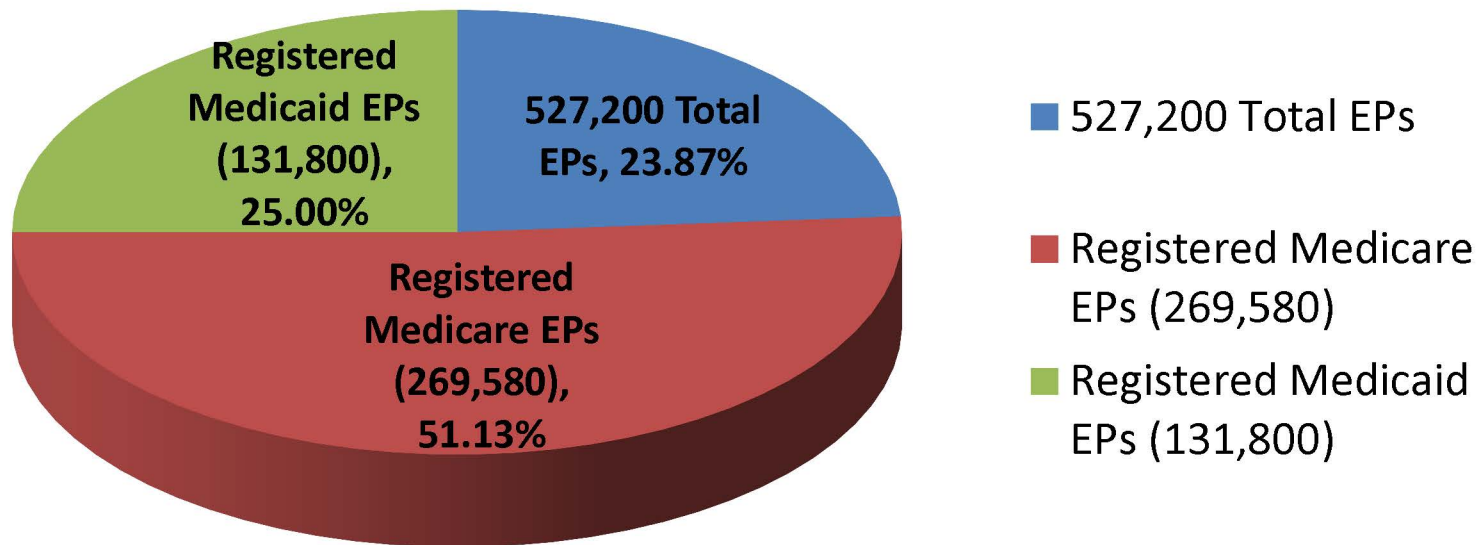






## June - By the Numbers

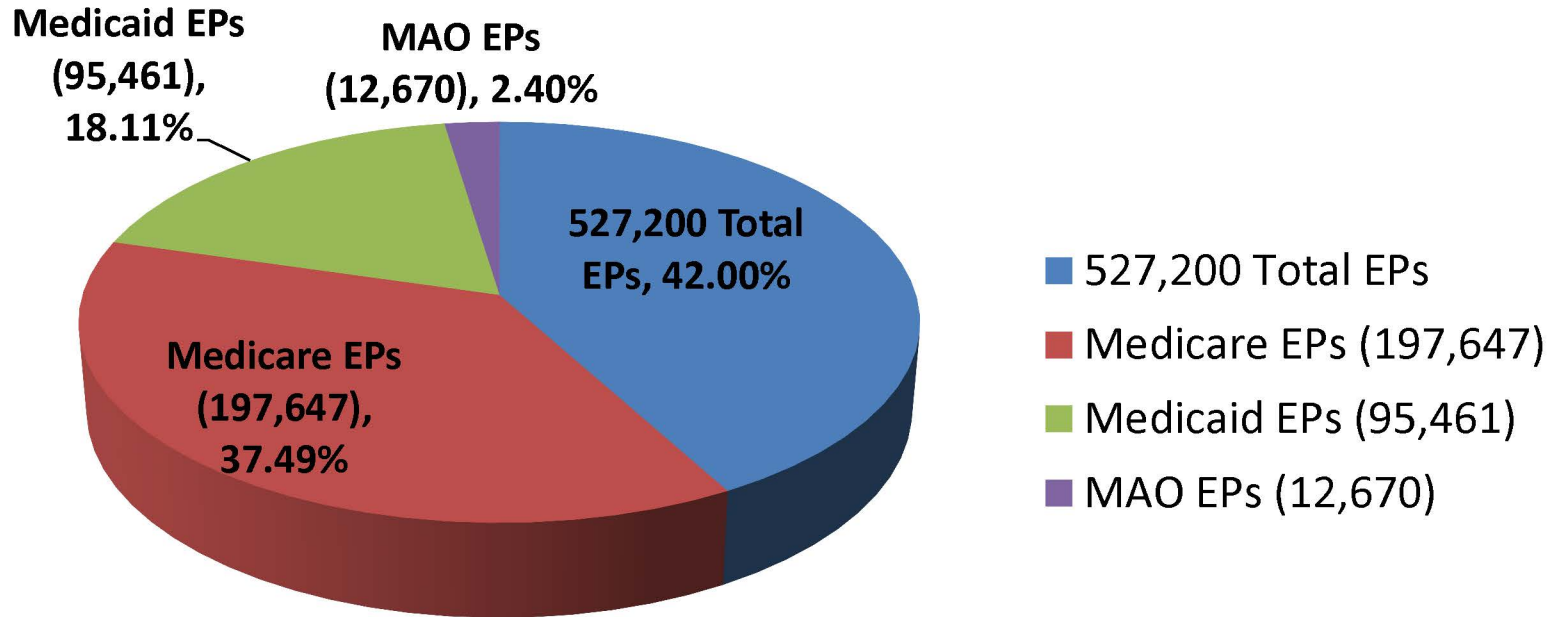
# Registered Eligible Professionals





# June - By the Numbers

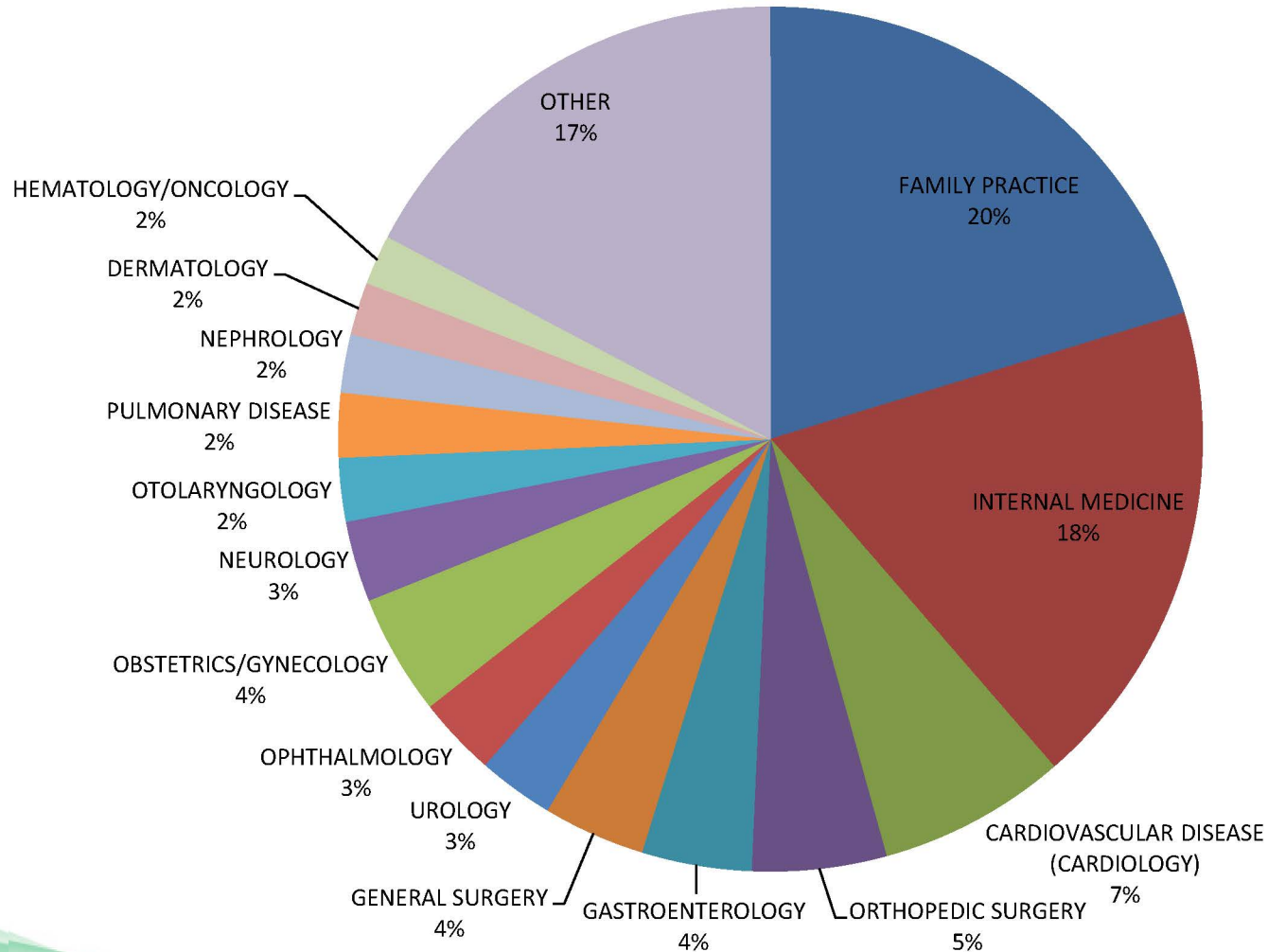
## Paid Eligible Professionals





# Medicare EPs by Specialty - June 2013

61% of all Medicare EPs who are MUers are non-primary care





## EHR Incentive Program Trends

- Approximately **79% of all eligible hospitals** have received an EHR incentive payment for either MU or AIU
  - About 8 out of 10 eligible hospitals have made a financial commitment to an EHR
- Approximately 55% or **1 out of every 2 Medicare EPs** are meaningful users of EHRs
- Approximately 68% of all Medicaid EPs have received an EHR incentive payment
  - 12% of Medicaid EPs are meaningful users
- Over 58% -- nearly **3 out of every 5 Medicare and Medicaid EPs** have made a financial commitment to an EHR
- **Over 309,000 Medicare and Medicaid EPs** have received an EHR incentive payment



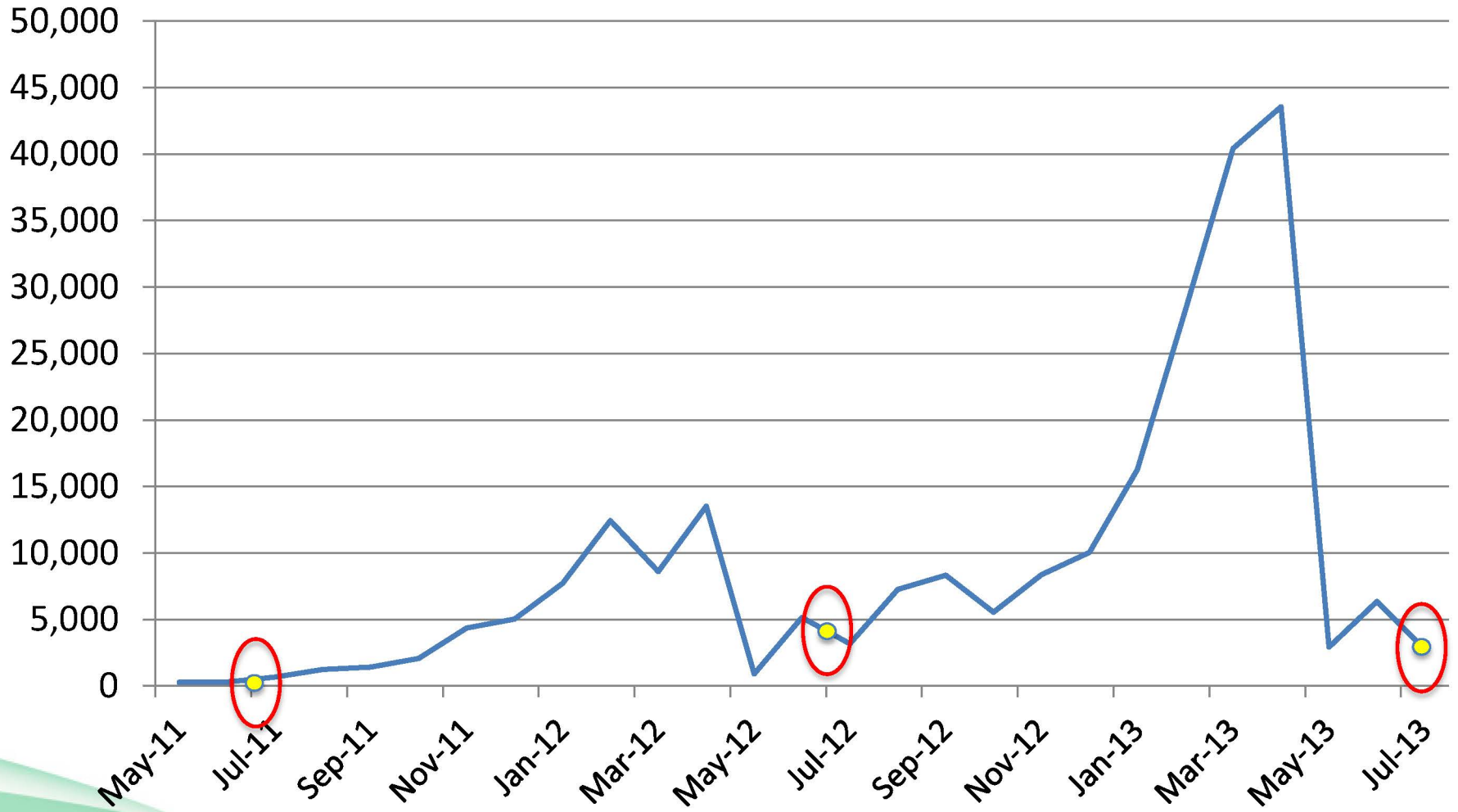
# Medicare & Medicaid Payments for July 2013

## DRAFT ESTIMATES ONLY

Providers Paid	June-13
Medicare EPs [ESTIMATED]	2,750
Medicaid EPs [ESTIMATED]	4,500
Medicaid/Medicare Hospitals** [ESTIMATED]	175
<b>Total</b>	<b>7,425</b>



# Medicare & Medicaid Payments for July 2013

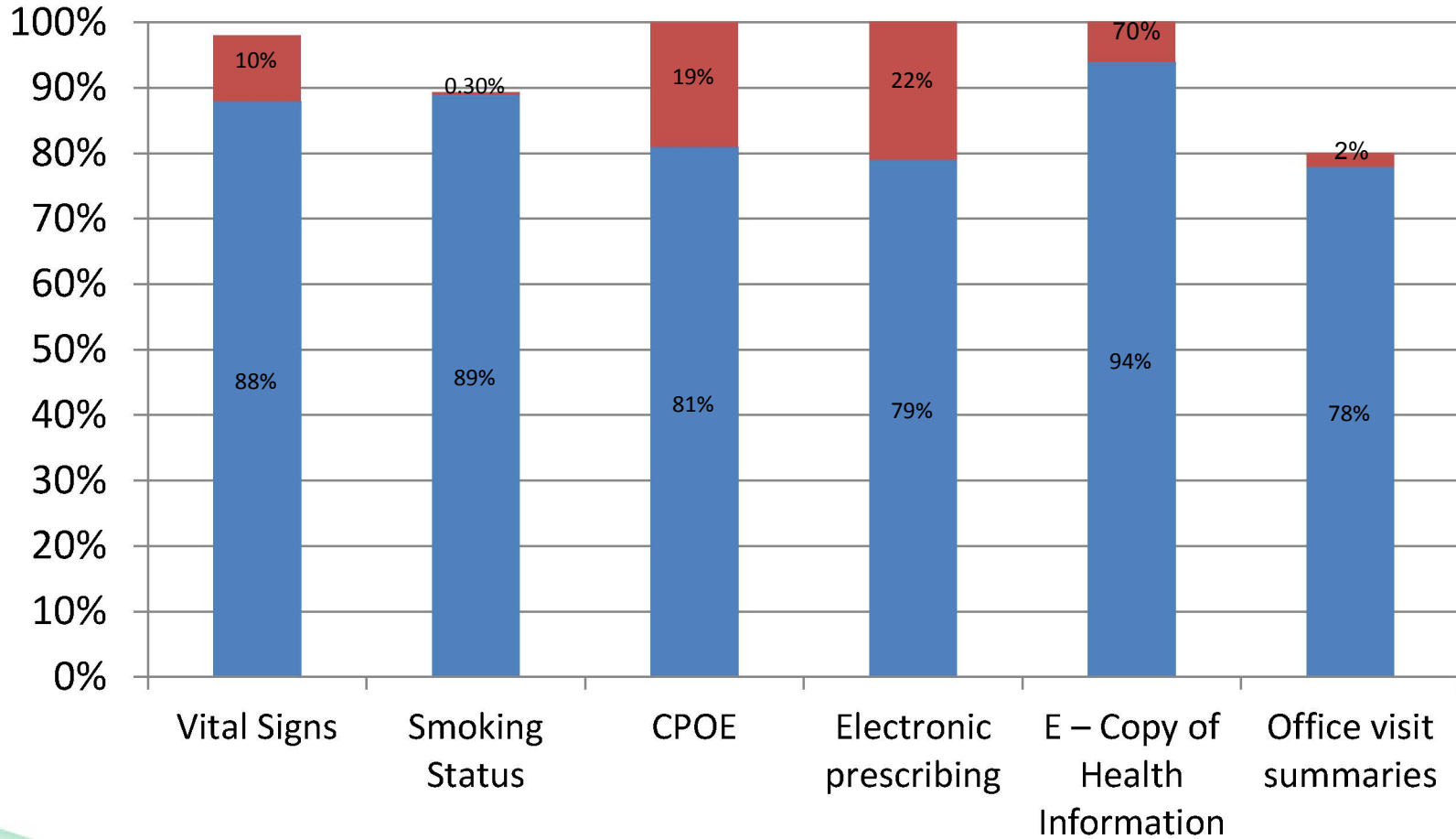




# EHR Incentive Programs Attestation Performance



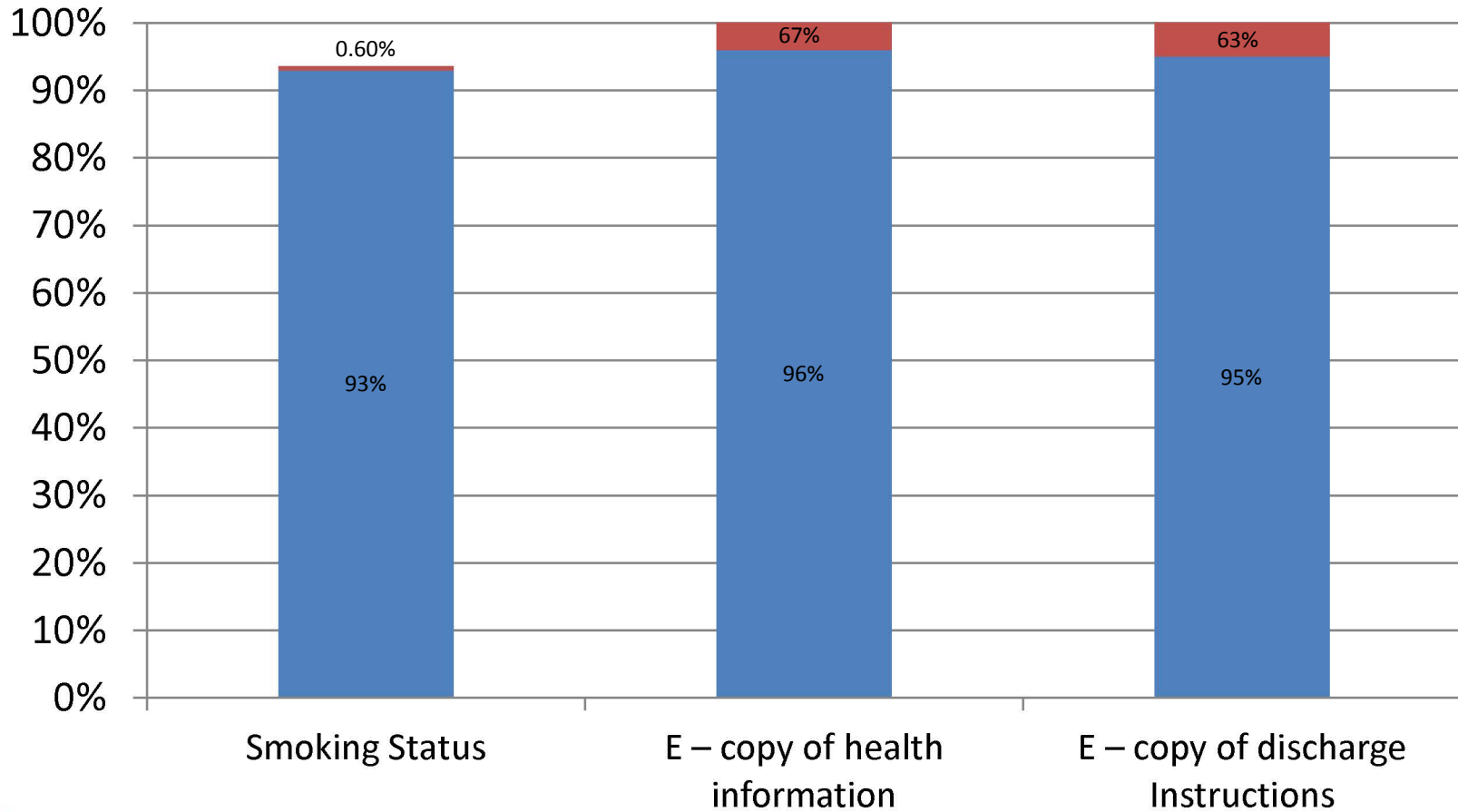
# EP Core Exclusions





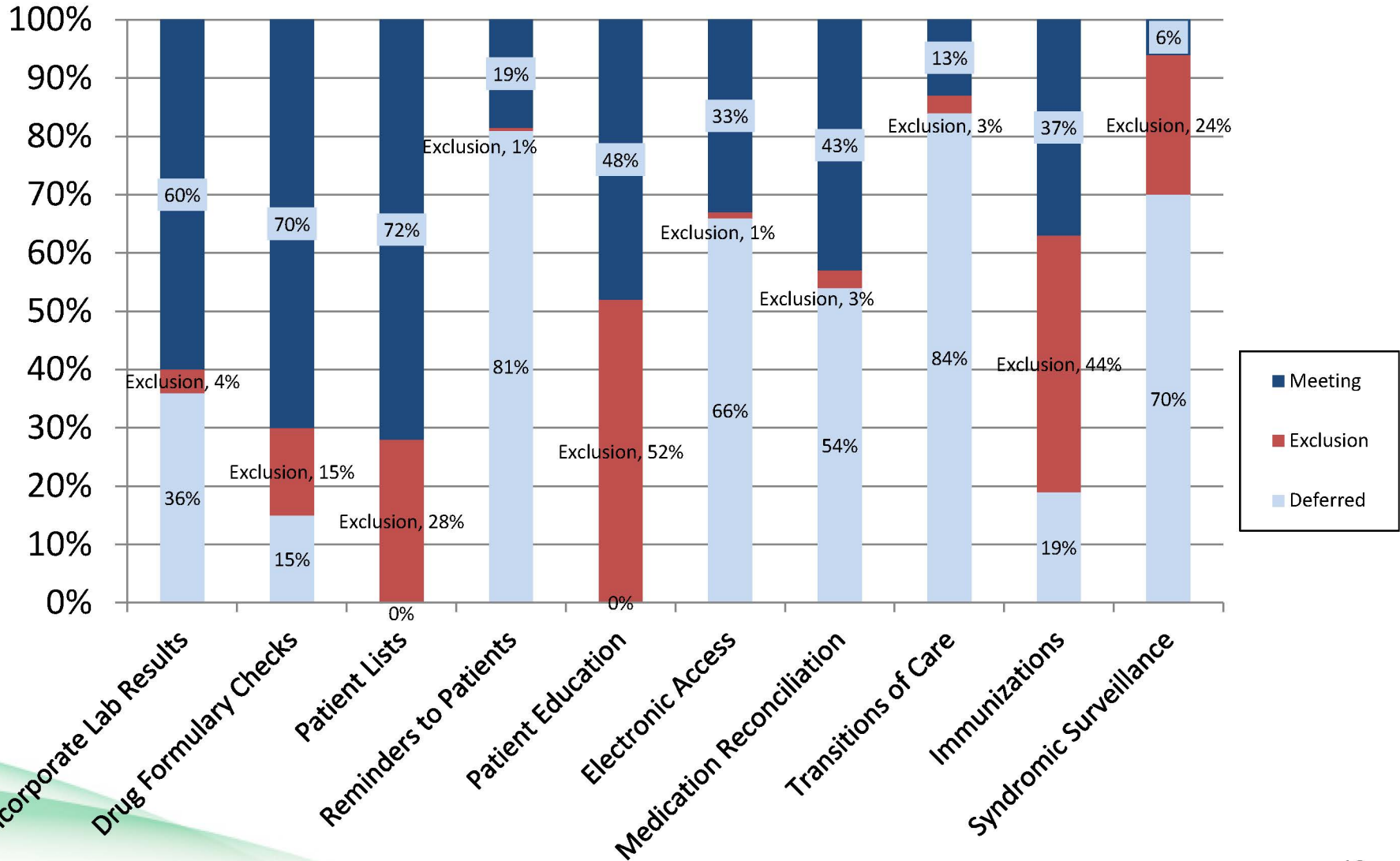


# Hospital Core Exclusions



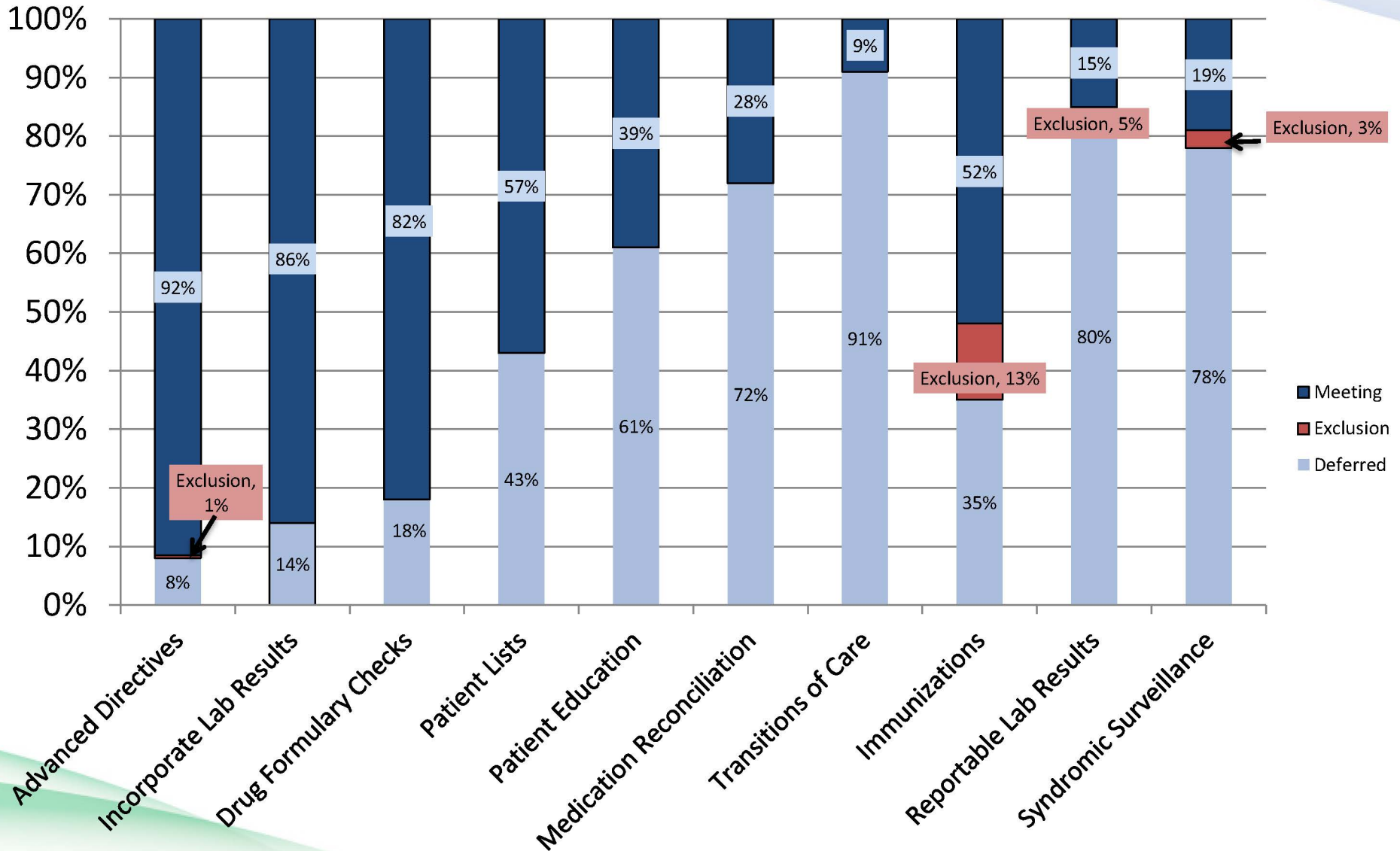


# EP Menu Performance





# Hospital Menu Performance





**Full slide deck and report will be available for download on CMS website:**

**<http://www.cms.gov/Regulations-and-Guidance/Legislation/EHRIncentivePrograms/DataAndReports.html>**

**For questions, please contact:**

**Robert Anthony**

**Office of E-Health Standards and Services**

**Centers for Medicare & Medicaid Services**

**[robert.anthony@cms.hhs.gov](mailto:robert.anthony@cms.hhs.gov)**