

The Office of the National Coordinator for
Health Information Technology



Data Analytics Update

Health IT Standards Committee Meeting
July 16, 2014

Putting the **I** in Health **IT**
www.HealthIT.gov

Early 2014 attestation experience

- Who has attested?
- How are they performing on Stage 2 objectives?
- What vendors are they using?



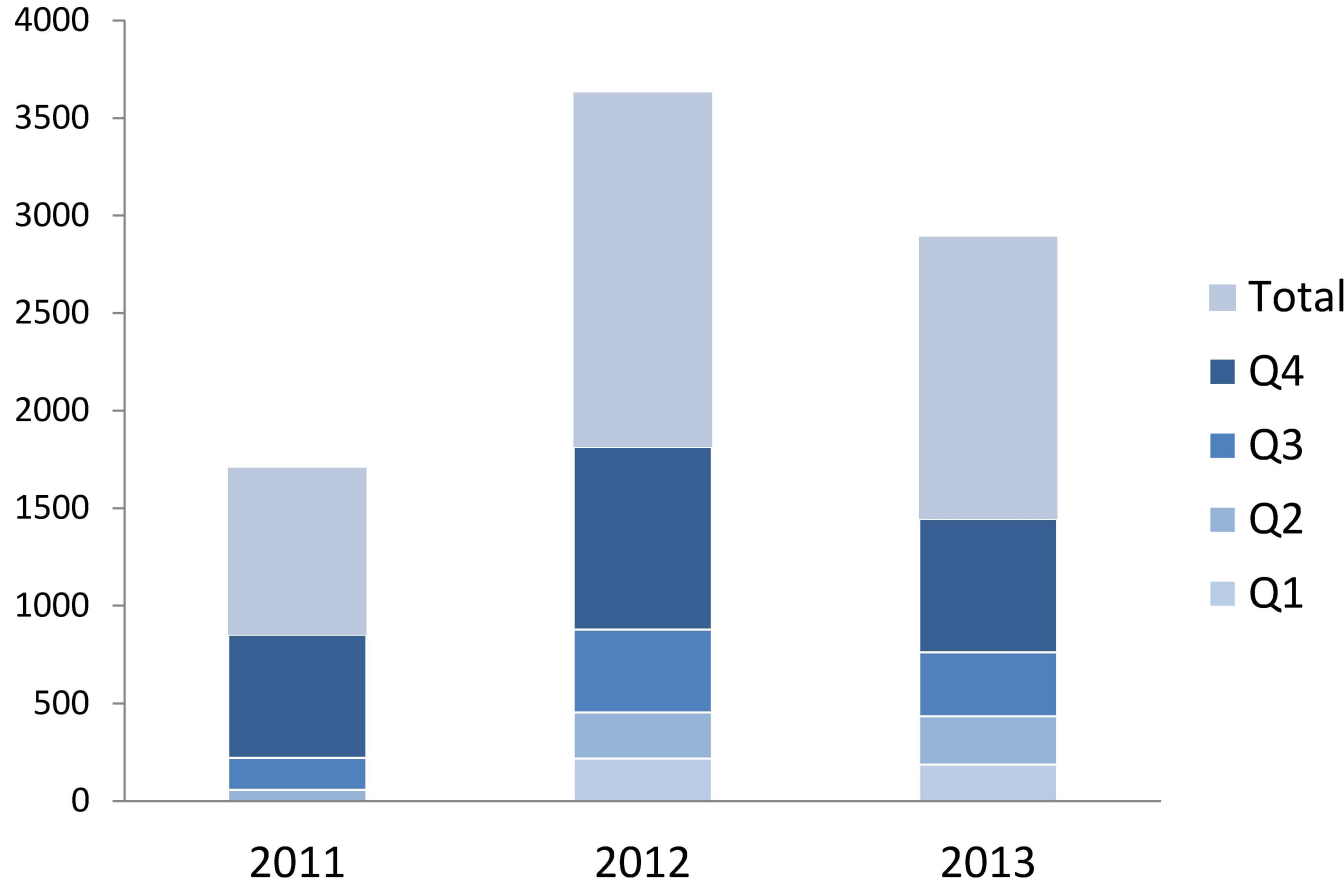
2014 Attestations thru July 1

- 2823 Eligible Professionals attested for the 2014 Reporting Year
 - 443 are new participants
 - **972 attested to Stage 2**
- 128 Eligible Hospitals have attested for 2014 Reporting Year
 - 70 are new participants
 - **10 attested to Stage 2**

http://www.healthit.gov/FACAS/sites/faca/files/HITPC_CMS_Data_Review_2014-07-08.pdf

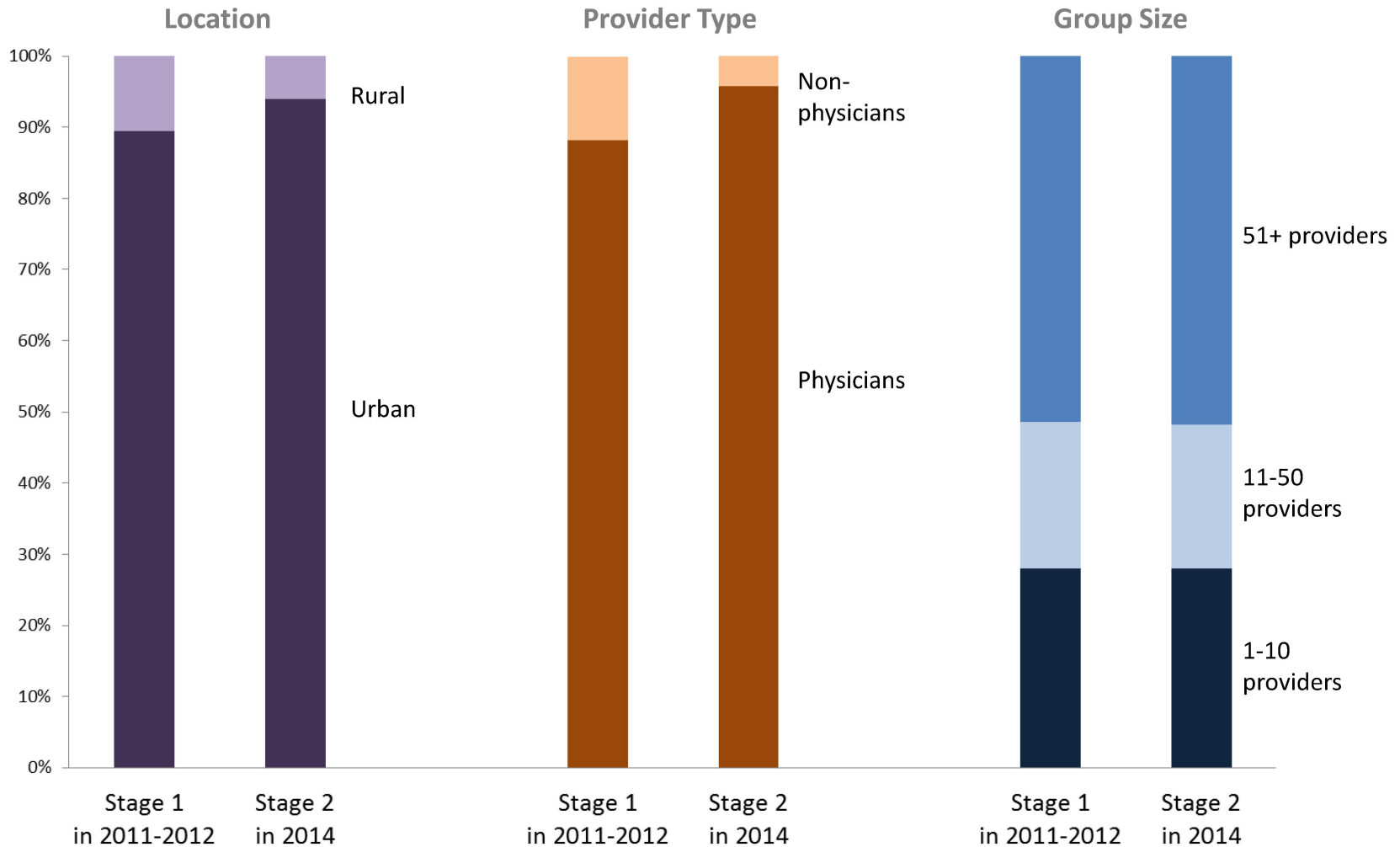
Most attestations occurred in 3rd and 4th quarters in prior years

Timing of 90-day attestations, 2011-2013



Early data on Eligible Professionals

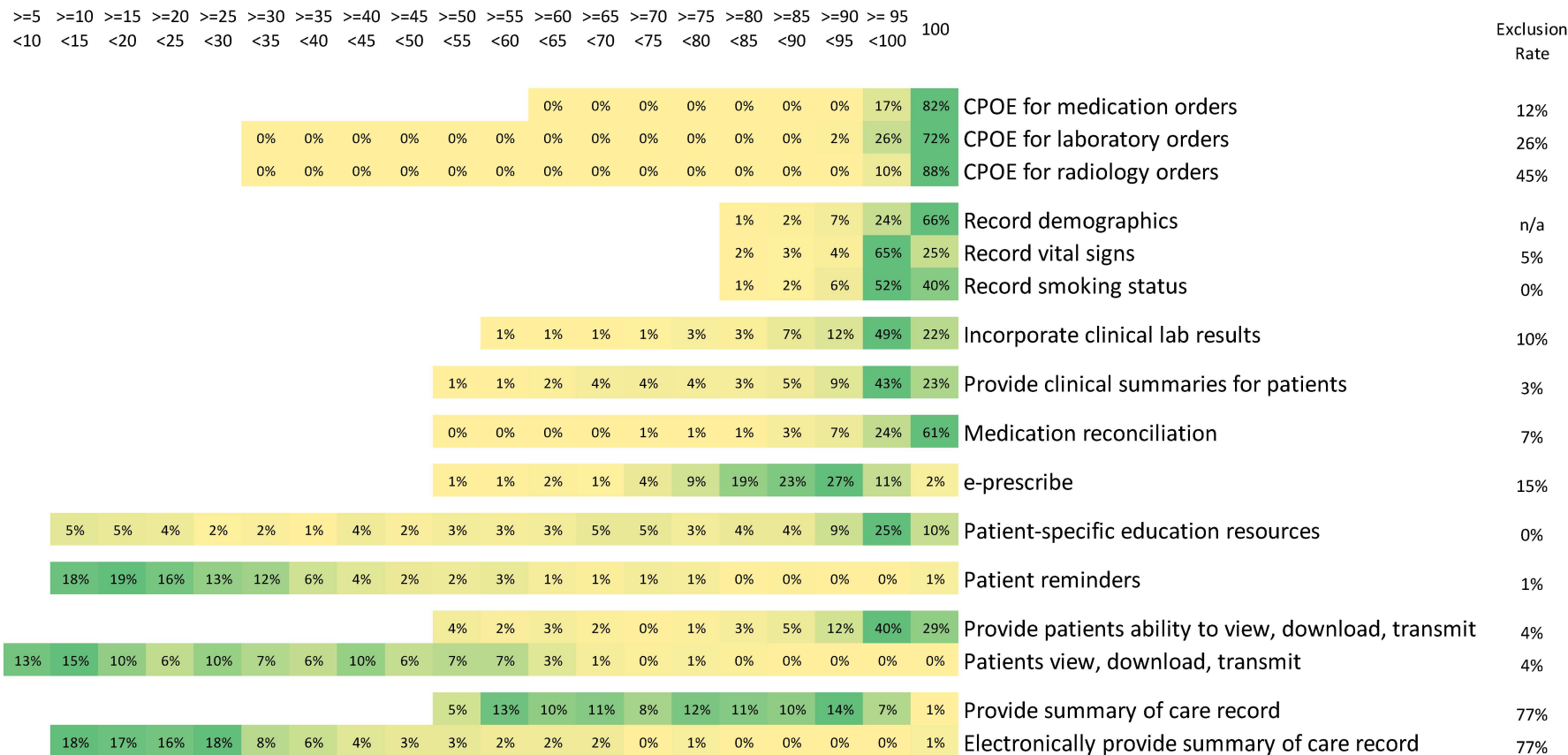
Characteristics of eligible professionals attesting to Stage 2 as of June 2014



Figures reflect 961 Medicare eligible professionals who attested to Stage 2 as of June 23, 2014, and 19.8 thousand Medicare eligible professionals who attested to Stage 1 in 2011 or 2012. Rural is non-metropolitan; urban is metropolitan. Group size is the number of providers counted under the same billing ID in the 2013 PECOS dataset and include physicians only.

Distribution of core objective scores among eligible professionals attesting to Stage 2 as of May 2014

Objective score reported at attestation (numerator/denominator)

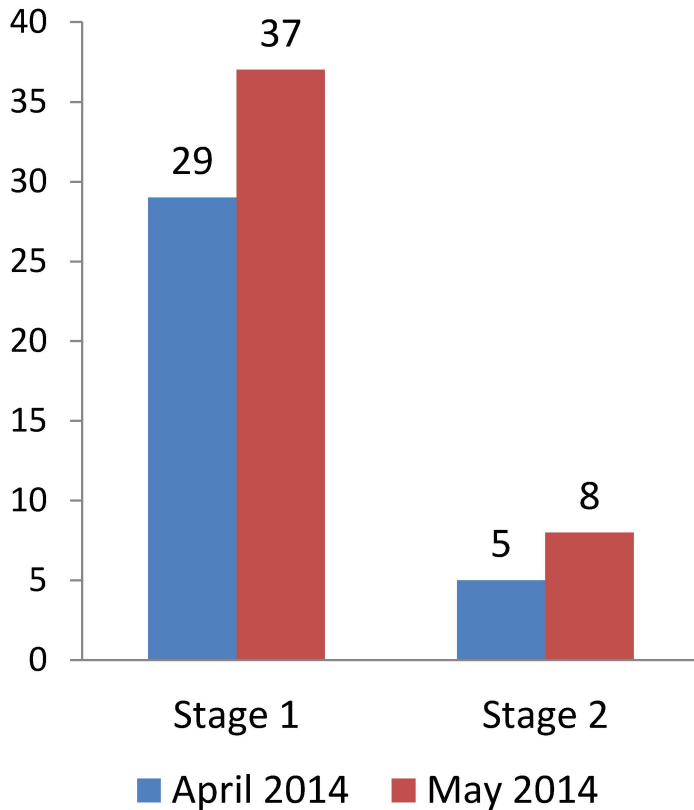


Based on 474 eligible professionals attesting as of May 30, 2014

Figures reflect 474 Medicare eligible professionals who attested to Stage 2 as of May 31, 2014. Distributions are based on professionals that reported on the objective; exclusion rate is the percent of attesting professionals who claimed an exclusion for the objective.

Vendors used by eligible professionals to attest in 2014 as of May 2014

Cumulative number of vendors used by EPs to attest in 2014, as of May 2014



Vendors used for Stage 2 Attestation in 2014	% of Stage 2 attestations in 2014	% of Stage 1 attestations in 2011-2012
athenahealth, Inc	61%	2%
Epic Systems Corporation	20%	20%
Practice Fusion	16%	2%
gMed, Inc.	2%	<1%
Insight Software, LLC	<1%	<1%
Acumen Physician Solutions	<1%	0%
HealthFusion	<1%	<1%
Vitera Healthcare Solutions, LLC	<1%	2%

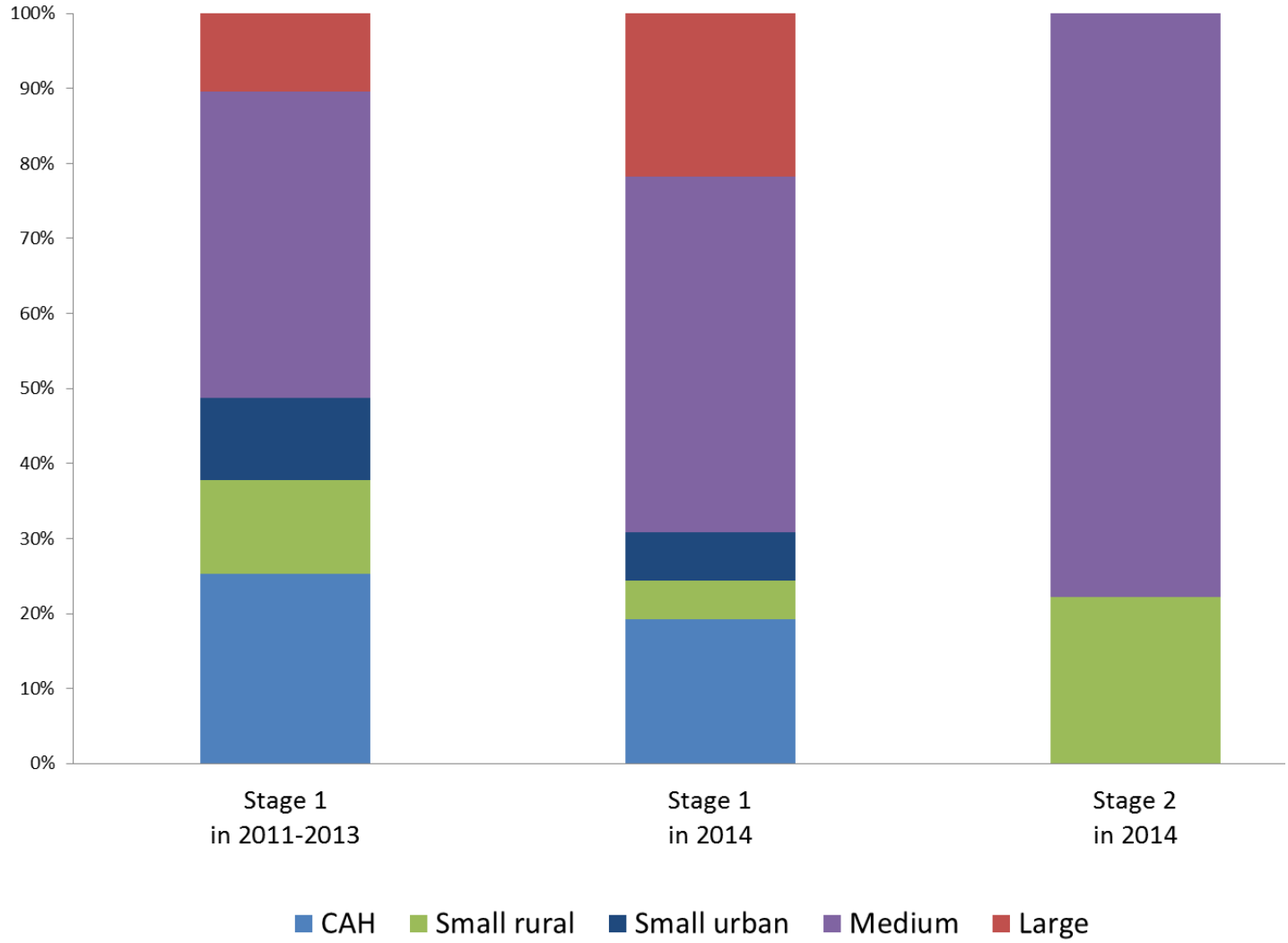
Data Source: Electronic Health Record Products used for Attestation Public Use File, downloaded July 3, 2014

<http://www.healthdata.gov/data/dataset/cms-medicare-and-medicaid-ehr-incentive-program-electronic-health-record-products-used>

Note: Figures reflect 474 Medicare eligible professionals who attested to Stage 2 and 994 who attested to Stage 1 as of May 31, 2014.

Early data on Eligible Hospitals

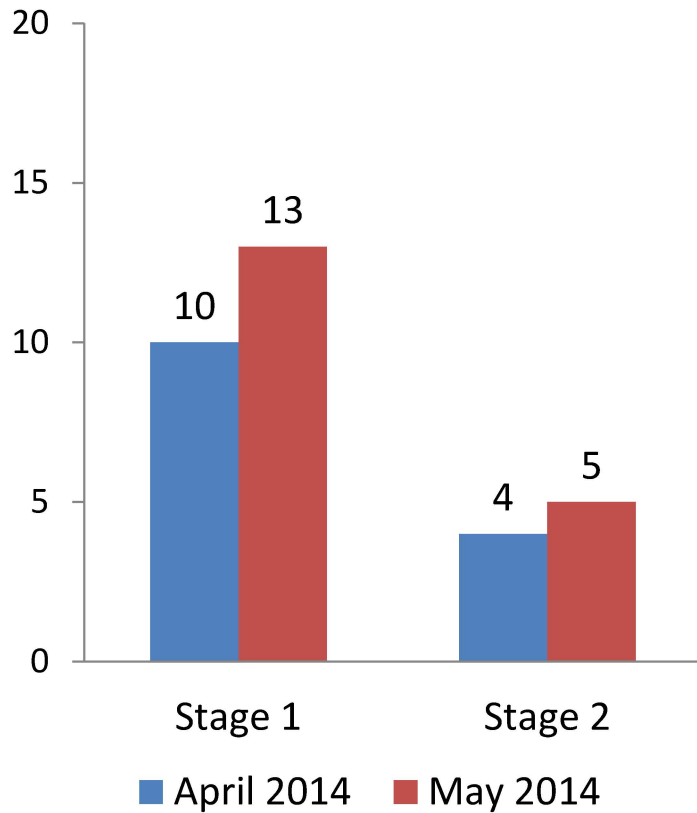
Characteristics of eligible hospitals attesting to Stage 2 as of June 2014



Figures reflect 9 Medicare eligible hospitals that attested to Stage 2 as of June 23, 2014, 79 that attested to Stage 1 as of June 23, 2014, and 4 thousand that attested to Stage 1 in 2011-2013. Large = 400+ staffed beds; Medium = 100-399 staffed beds; Small = <100 staffed beds. Rural = non-metropolitan; Urban = metropolitan; CAH = critical access hospital.

Vendors used by eligible hospitals to attest in 2014 as of May 2014

Cumulative number of vendors used by EHs to attest in 2014,
as of May 2014



Vendors used for Stage 2 Attestation in 2014	% of Stage 2 attestations in 2014	% of Stage 1 attestations in 2011-2012
Cerner Corporation	33%	11%
CPSI (Computer Programs and Systems), Inc.	22%	9%
MEDITECH	22%	15%
McKesson	11%	5%
Allscripts	11%	3%

Data Source: Electronic Health Record Products used for Attestation Public Use File, downloaded July 3, 2014

<http://www.healthdata.gov/data/dataset/cms-medicare-and-medicaid-ehr-incentive-program-electronic-health-record-products-used>

Note: Figures reflect 8 Medicare eligible hospitals who attested to Stage 2 and 67 who attested to Stage 1 as of May 31, 2014.



Questions?