



Medicare & Medicaid EHR Incentive Programs

HIT Policy Committee
February 4, 2014





Registration and Payment Data



Active Registrations – December 2013

	December-13	Program-to-Date
Medicare Eligible Professionals	1,516	291,368
Doctors of Medicine or Osteopathy	1,205	257,572
Dentists	0	348
Optometrists	109	13,577
Podiatrists	69	9,018
Chiropractors	133	10,853
Medicaid Eligible Professionals	3,262	144,927
Physicians	1,784	97,411
Certified Nurse-Midwives	66	2,966
Dentists	574	14,452
Nurse Practitioners	813	27,824
Physicians Assistants	25	2,274
Hospitals	21	4,693
Medicare Only	4	270
Medicaid Only	8	153
Medicare/Medicaid	9	4,270
Total	4,799	440,988



Medicaid Totals – December 2013

	Adopt/Implement /Upgrade (AIU) December 2013		Meaningful Use (MU) December 2013		AIU Program to Date		MU Program to Date		Total Program to Date	
	Providers	Payment	Providers	Payment	Providers	Payment	Providers	Payment	Providers	Payment
Physicians	1,235	\$ 25,231,569	1,400	\$ 11,926,949	78,019	\$ 1,632,617,713	21,862	\$ 187,612,810	99,881	\$ 1,820,230,523
Nurse Practitioners	416	\$ 8,797,500	321	\$ 2,881,500	19,077	\$ 404,699,427	4,801	\$ 42,011,253	23,878	\$ 446,710,680
Dentists	338	\$ 7,182,500	32	\$ 272,000	10,004	\$ 212,464,584	370	\$ 3,217,250	10,374	\$ 215,681,834
Certified Nurse - Midwives	37	\$ 786,250	36	\$ 318,750	2,231	\$ 47,408,750	673	\$ 6,013,750	2,904	\$ 53,422,500
Physicians Assistants practicing in FQHC or RHC led by a PA	14	\$ 297,500	13	\$ 110,500	1,269	\$ 26,838,750	396	\$ 3,383,000	1,665	\$ 30,221,750
Eligible Professionals Total	2,040	\$ 42,295,319	1,802	\$ 15,509,699	110,600	\$ 2,324,029,224	28,102	\$ 242,238,063	138,702	\$ 2,566,267,286
Acute Care Hospitals (including CAHs)	25	\$ 8,971,388	678	\$ 262,074,531	3,293	\$ 2,597,456,476	2,801	\$ 1,527,996,958	6,094	\$ 4,125,453,434
Children's Hospitals	2	\$ 8,091,018	7	\$ 7,508,011	65	\$ 166,175,177	53	\$ 90,169,329	118	\$ 256,344,506
Medicare Advantage Hospitals	-	\$ -	-	\$ -	1	\$ 505,931	-	\$ -	1	\$ 505,931
Eligible Hospitals Total	27	\$ 17,062,406	685	\$ 269,582,542	3,359	\$ 2,764,137,583	2,854	\$ 1,618,166,287	6,213	\$ 4,382,303,871
Grand Total	2,067	\$ 59,357,725	2,487	\$ 285,092,241	113,959	\$ 5,088,166,807	30,956	\$ 1,860,404,350	144,915	\$ 6,948,571,157



EHR Incentive Programs – December 2013 Totals

	Amount Paid 2011 Program Year	Amount Paid 2012 Program Year	Amount Paid 2013 Program Year	Amount Paid Program - To - Date
Medicare Eligible Professionals	\$ 979,640,829	\$ 2,872,270,207	\$ 228,057,340	\$ 4,079,968,376
Doctors of Medicine or Osteopathy	\$ 869,580,539	\$ 2,599,407,613	\$ 211,736,380	\$ 3,680,724,532
Dentists	\$ 757,738	\$ 2,241,724	\$ 191,700	\$ 3,191,163
Optometrists	\$ 39,037,045	\$ 116,510,391	\$ 6,115,260	\$ 161,662,695
Podiatrists	\$ 51,765,860	\$ 96,918,069	\$ 5,894,100	\$ 154,578,029
Chiropractors	\$ 18,499,648	\$ 57,192,410	\$ 4,119,900	\$ 79,811,958
Medicaid Eligible Professionals	\$ 1,058,185,979	\$ 1,160,048,113	\$ 348,033,195	\$ 2,566,267,286
Physicians	\$ 790,095,723	\$ 819,903,608	\$ 210,231,192	\$ 1,820,230,523
Certified Nurse-Midwives	\$ 23,417,500	\$ 23,638,500	\$ 6,366,500	\$ 53,422,500
Dentists	\$ 57,035,000	\$ 109,185,334	\$ 49,461,500	\$ 215,681,834
Nurse Practitioners	\$ 173,995,256	\$ 194,744,921	\$ 77,970,503	\$ 446,710,680
Physicians Assistants	\$ 13,642,500	\$ 12,575,750	\$ 4,003,500	\$ 30,221,750
Eligible Hospitals	\$ 3,155,178,316	\$ 5,482,912,120	\$ 3,640,178,461	\$ 12,278,268,898
Medicare Only	\$ 113,060,304	\$ 227,571,307	\$ 129,120,090	\$ 469,751,701
Medicaid Only	\$ 126,626,306	\$ 108,874,435	\$ 74,240,761	\$ 309,741,502
Medicare/Medicaid	\$ 2,915,491,707	\$ 5,146,466,379	\$ 3,436,817,610	\$ 11,498,775,695
Medicare Advantage Organizations For Eligible Professionals	\$ 180,658,380	\$ 135,046,406	\$ -	\$ 315,704,786
Total	\$ 5,373,663,504	\$ 9,650,276,846	\$ 4,216,268,997	\$ 19,240,209,347



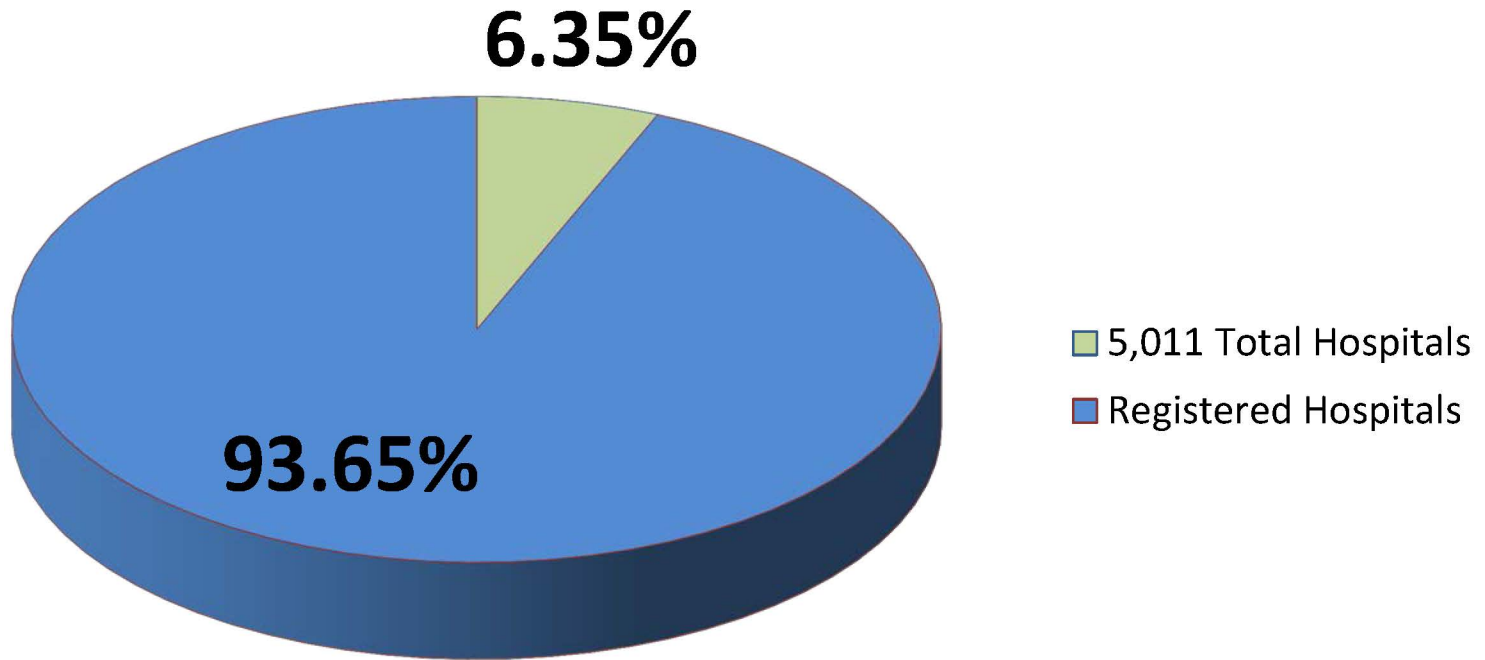
EHR Incentive Programs – December 2013 Totals

	Unique Providers Paid 2011 Program Year	Unique Providers Paid 2012 Program Year	Unique Providers Paid 2013 Program Year	Unique Providers Paid Program - To - Date
Medicare Eligible Professionals	58,403	187,885	15,560	213,033
Doctors of Medicine or Osteopathy	51,406	168,060	14,452	190,881
Dentists	53	169	13	200
Optometrists	2,577	8,559	415	9,364
Podiatrists	2,915	6,258	400	7,258
Chiropractors	1,452	4,839	280	5,330
Medicaid Eligible Professionals	50,400	66,712	21,590	110,260
Physicians	37,764	48,244	13,873	77,548
Certified Nurse-Midwives	1,102	1,395	407	2,251
Dentists	2,688	5,256	2,430	10,013
Nurse Practitioners	8,199	11,055	4,624	19,177
Physicians Assistants	647	762	256	1,271
Eligible Hospitals	2,318	3,309	2,611	4,400
Medicare Only	73	169	113	231
Medicaid Only	55	73	53	116
Medicare/Medicaid	2,190	3,067	2,445	4,053
Medicare Advantage Organizations For Eligible Professionals	10,507	11,340	-	12,353
Total	121,628	269,246	39,761	340,046



December – By the Numbers

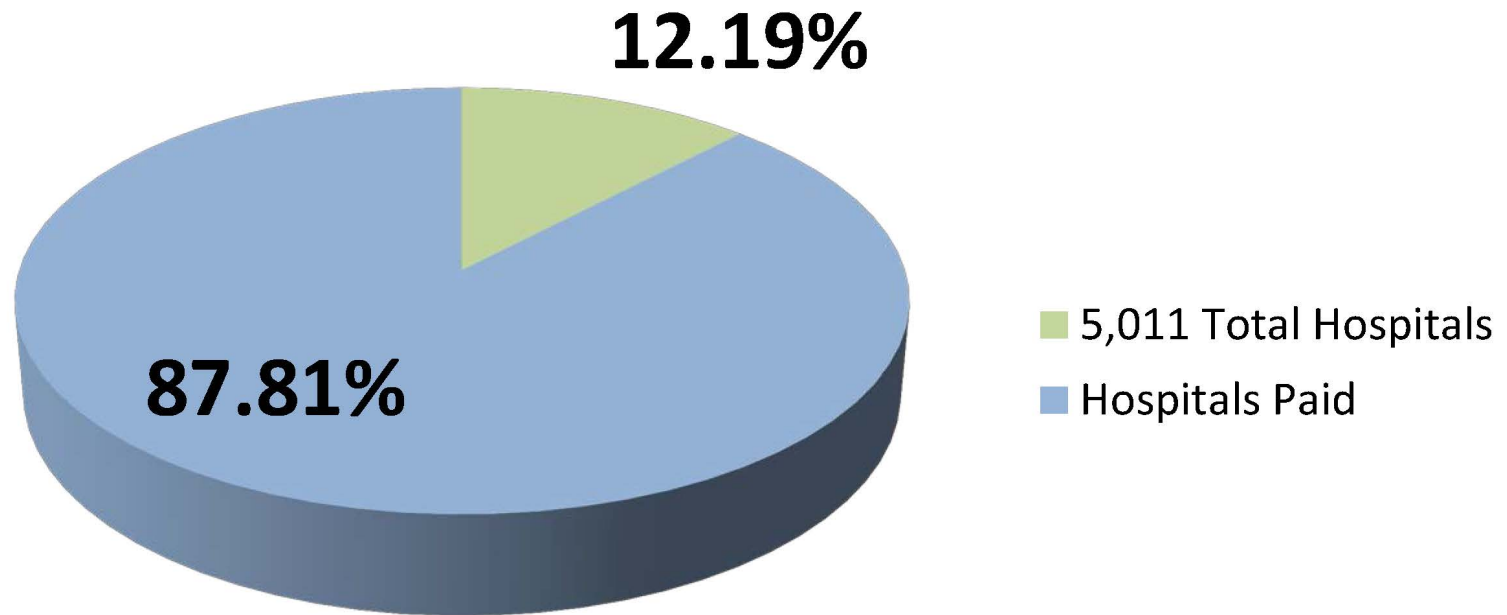
Registered Eligible Hospitals





December – By the Numbers

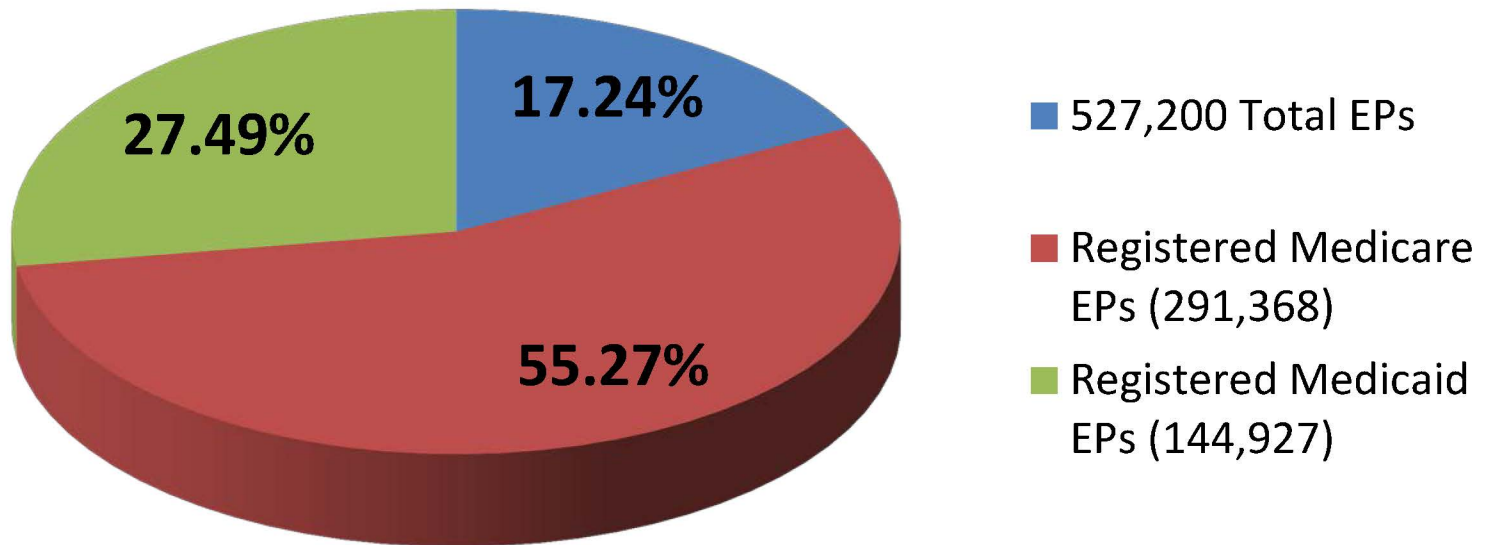
Paid Eligible Hospitals





December – By the Numbers

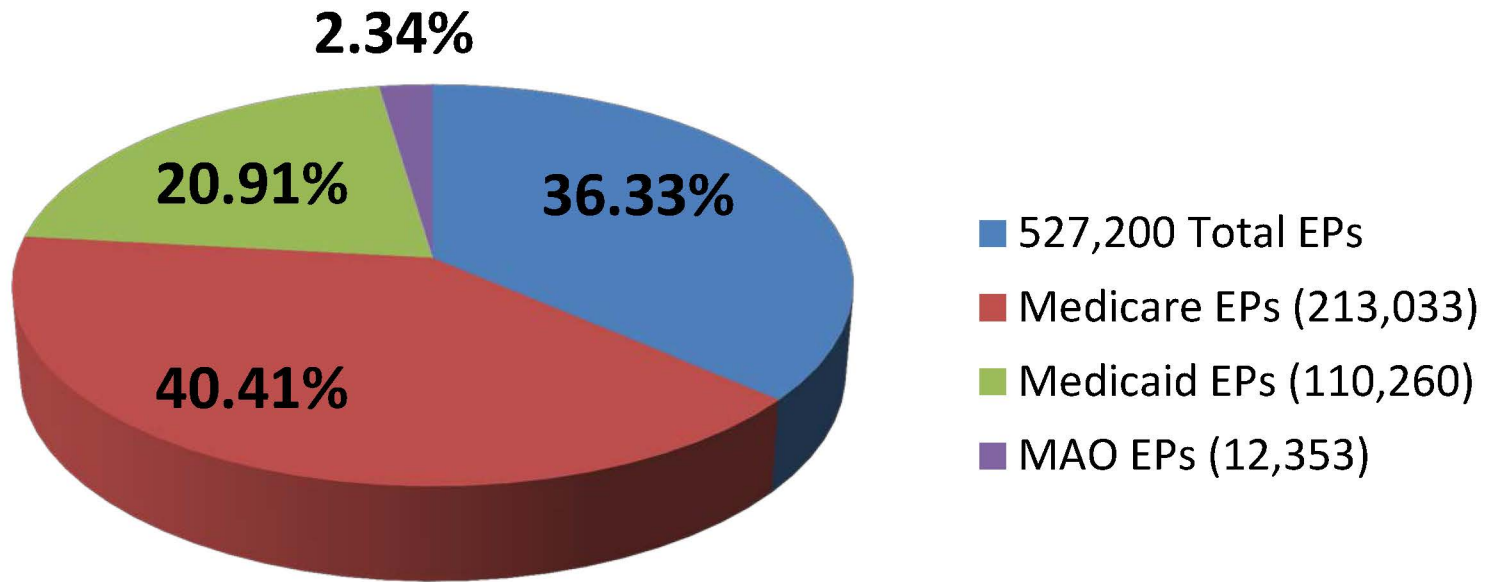
Registered Eligible Professionals





December – By the Numbers

Paid Eligible Professionals





EHR Incentive Program Trends

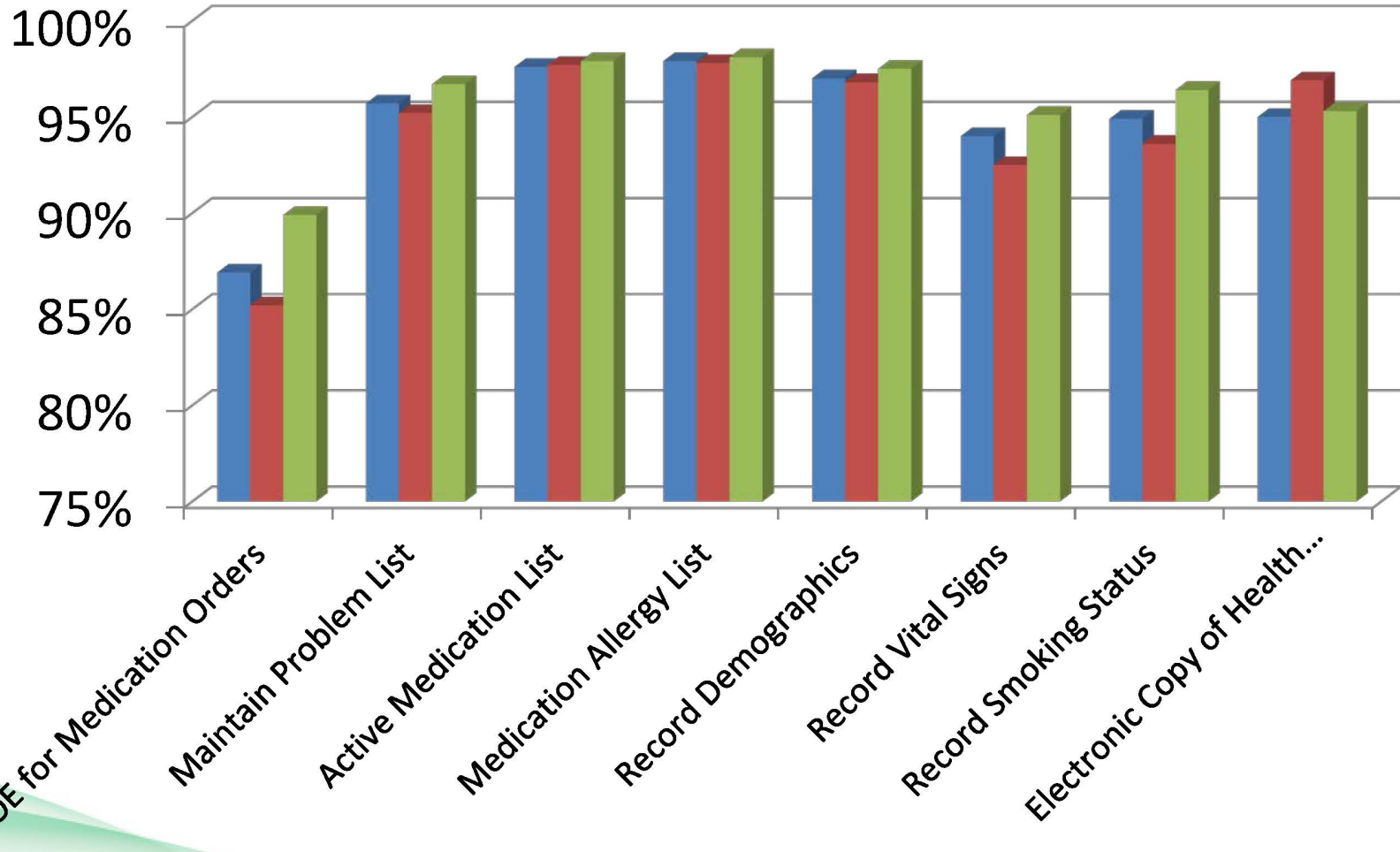
- Approximately **88% of all eligible hospitals** have received an EHR incentive payment for either MU or AIU
 - Nearly 9 out of 10 eligible hospitals have made a financial commitment to an EHR
- Approximately 60% or **3 out of every 5 Medicare EPs** are meaningful users of EHRs
- Approximately 78% or nearly **4 out of every 5 Medicaid EPs** of have received an EHR incentive payment
 - 20% of Medicaid EPs are meaningful users
- Almost 63% -- **3 out of every 5 Medicare and Medicaid EPs** have made a financial commitment to an EHR
- **Over 340,000 Medicare and Medicaid EPs** have received an EHR incentive payment



EHR Incentive Programs Attestation Performance

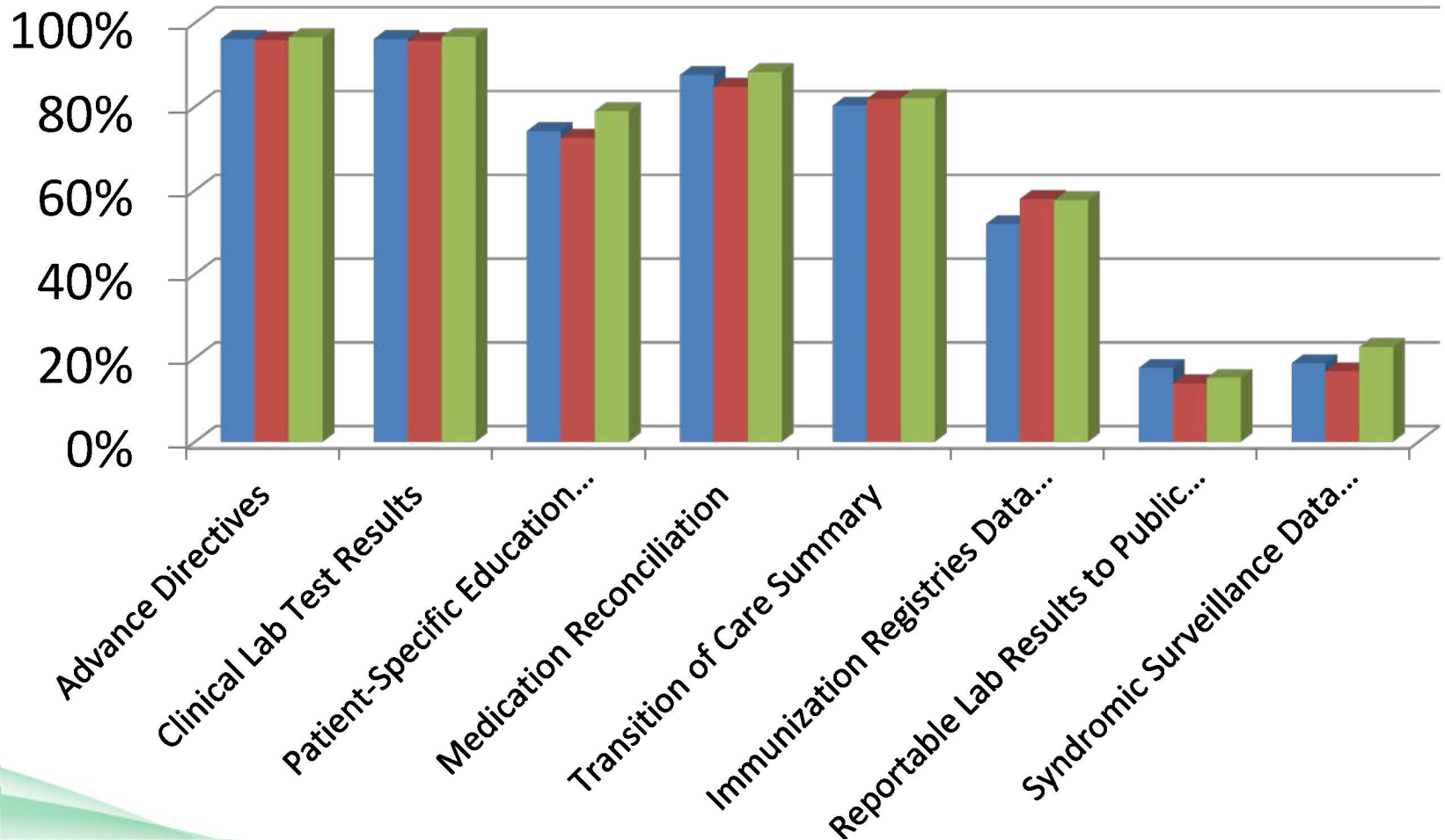


Hospital 1st v. 2nd v. 3rd year Core Objective Performance



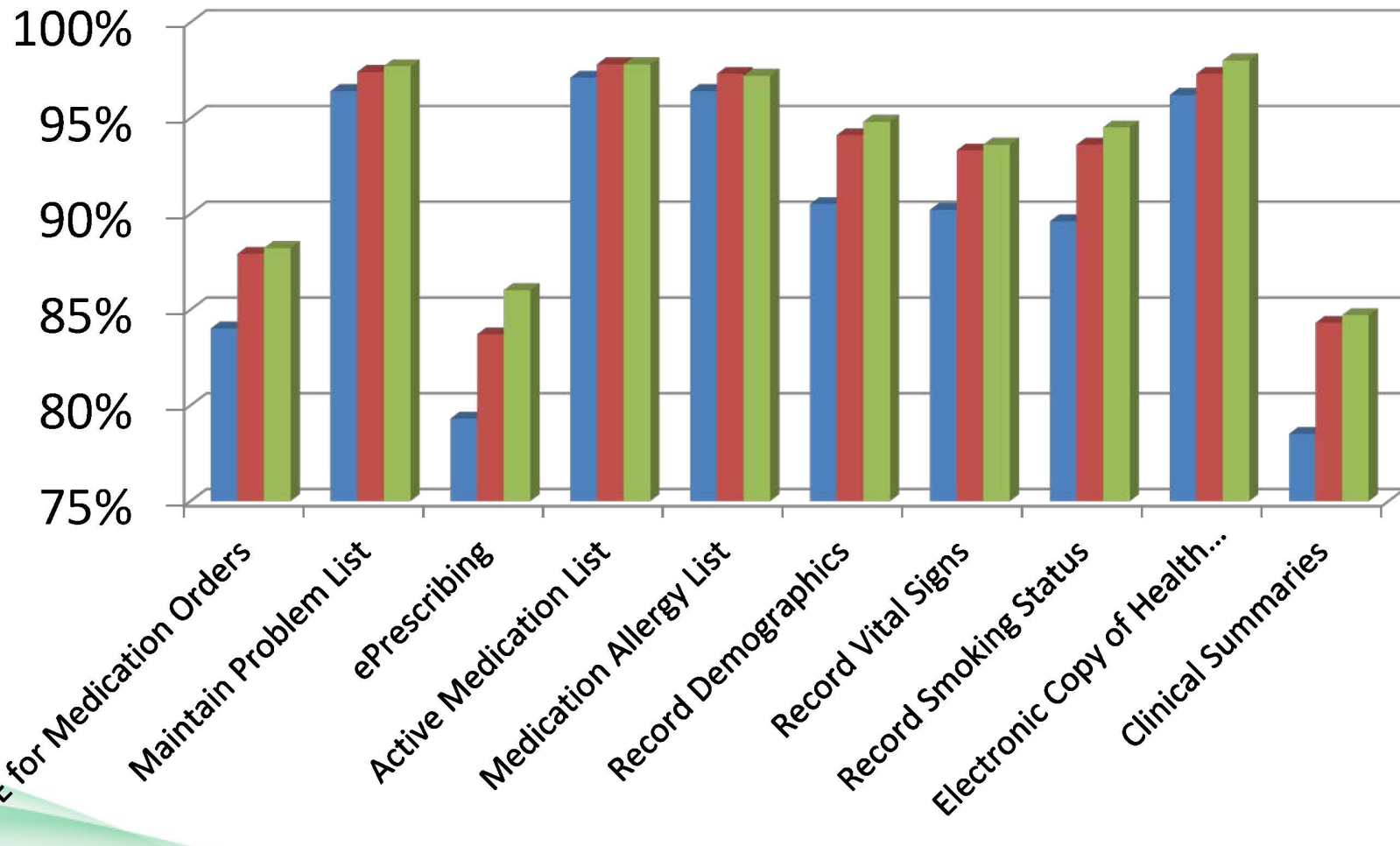


Hospital 1st v. 2nd v. 3rd year Menu Objective Performance



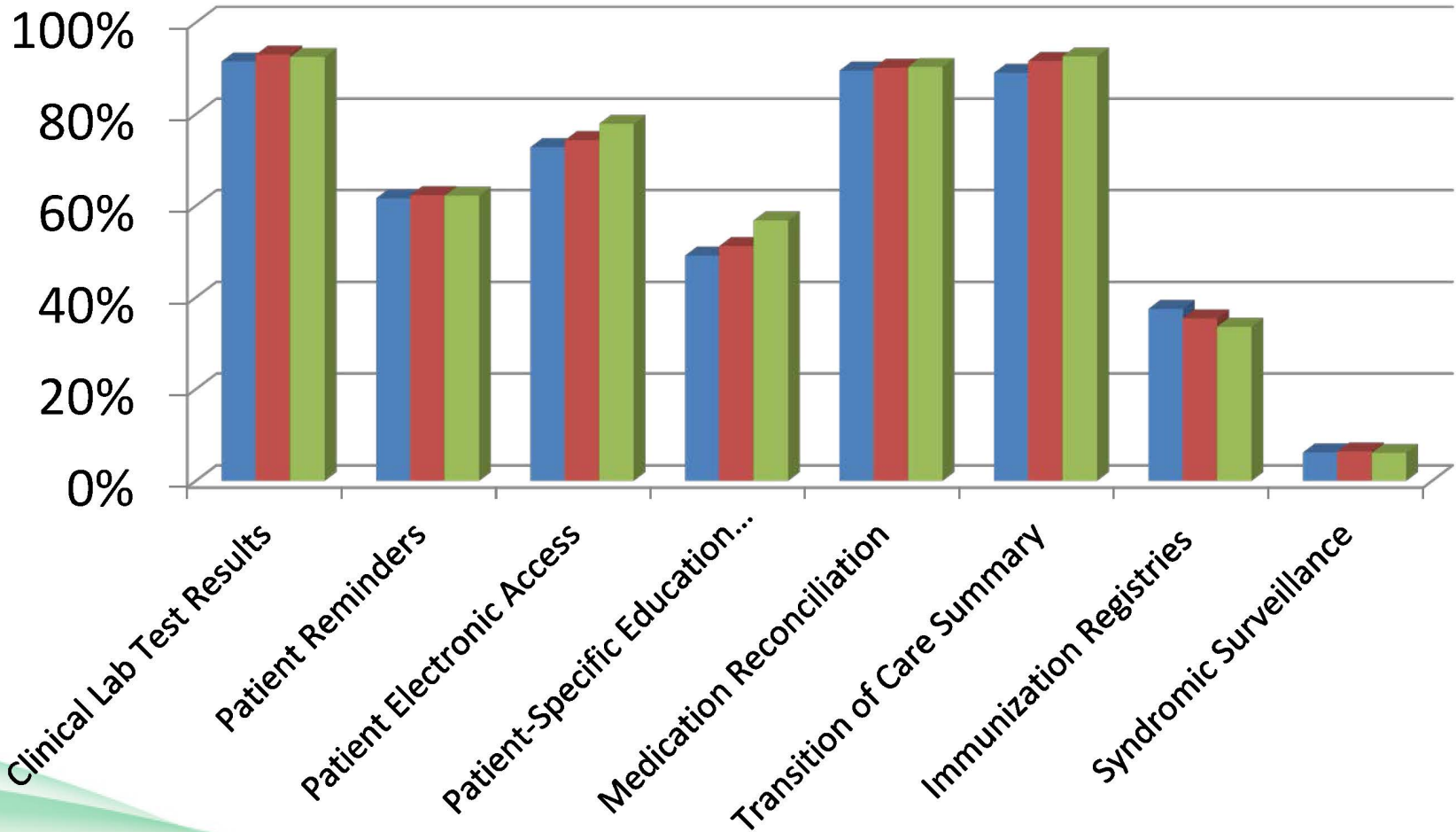


EP 2011, 2012, and 2013 90 Days Core Objective Performance





EP 2011, 2012, and 2013 90 Days Menu Objective Performance





For questions, please contact:

Robert Anthony
Office of E-Health Standards and Services
Centers for Medicare & Medicaid Services
robert.anthony@cms.hhs.gov