



The Office of the National Coordinator for
Health Information Technology



Data Analytics Update

Health IT Policy Committee Meeting

April 7, 2015

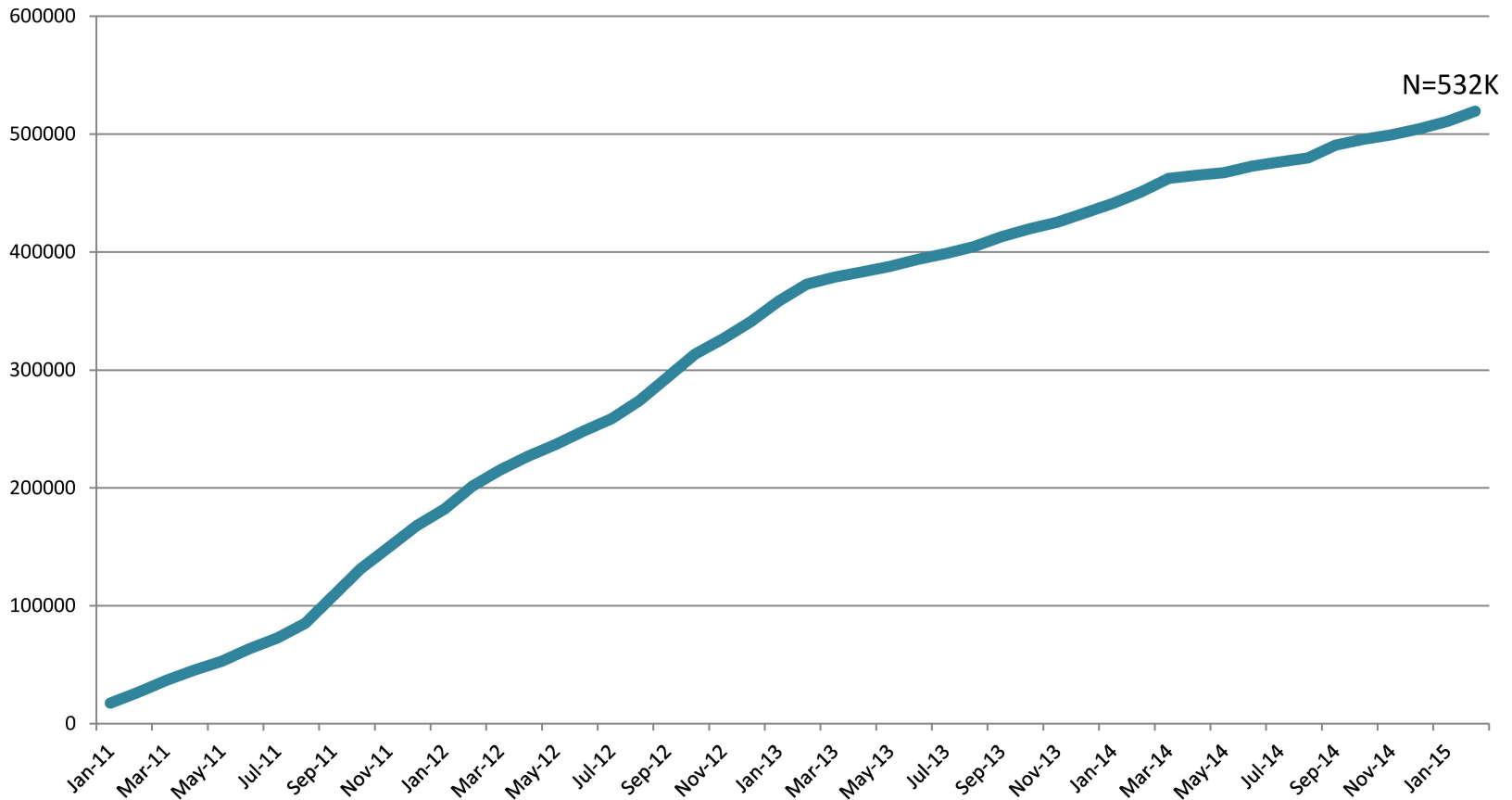


Discuss Medicaid eligible professionals' progress towards meaningful use

Registration

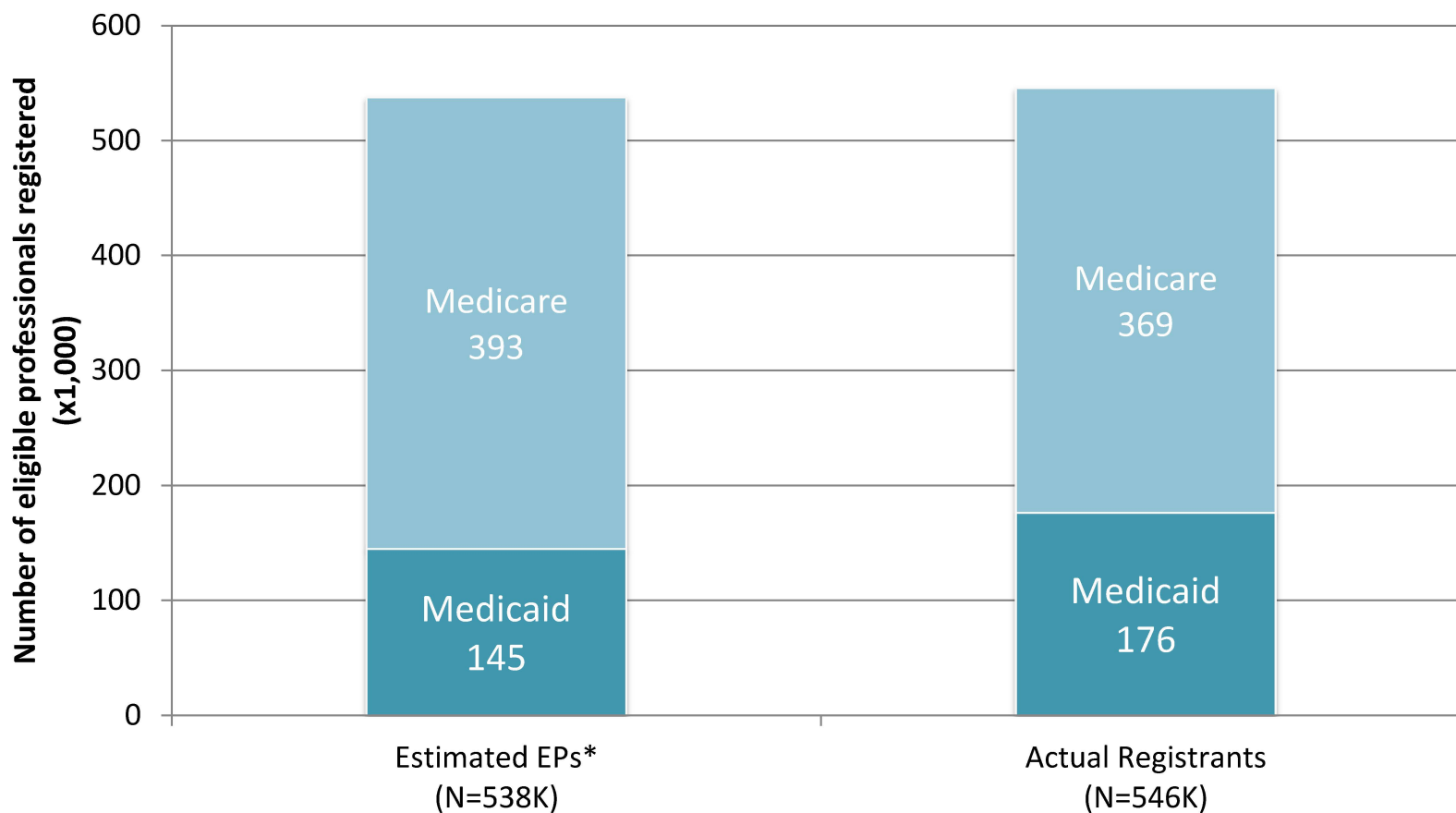
Registration for the incentive program continues to increase

Cumulative number of eligible professionals registered with incentive program



Based on CMS EHR Incentive Program data through February, 2015.
Excludes EPs receiving incentive payments through Medicare Advantage (N=14K)

More EPs have registered with the Medicaid program than originally estimated



Based on CMS EHR Incentive Program data through February, 2015.

*Estimated number of EPs from stage 2 rule: <http://www.gpo.gov/fdsys/pkg/FR-2012-09-04/pdf/2012-21050.pdf>

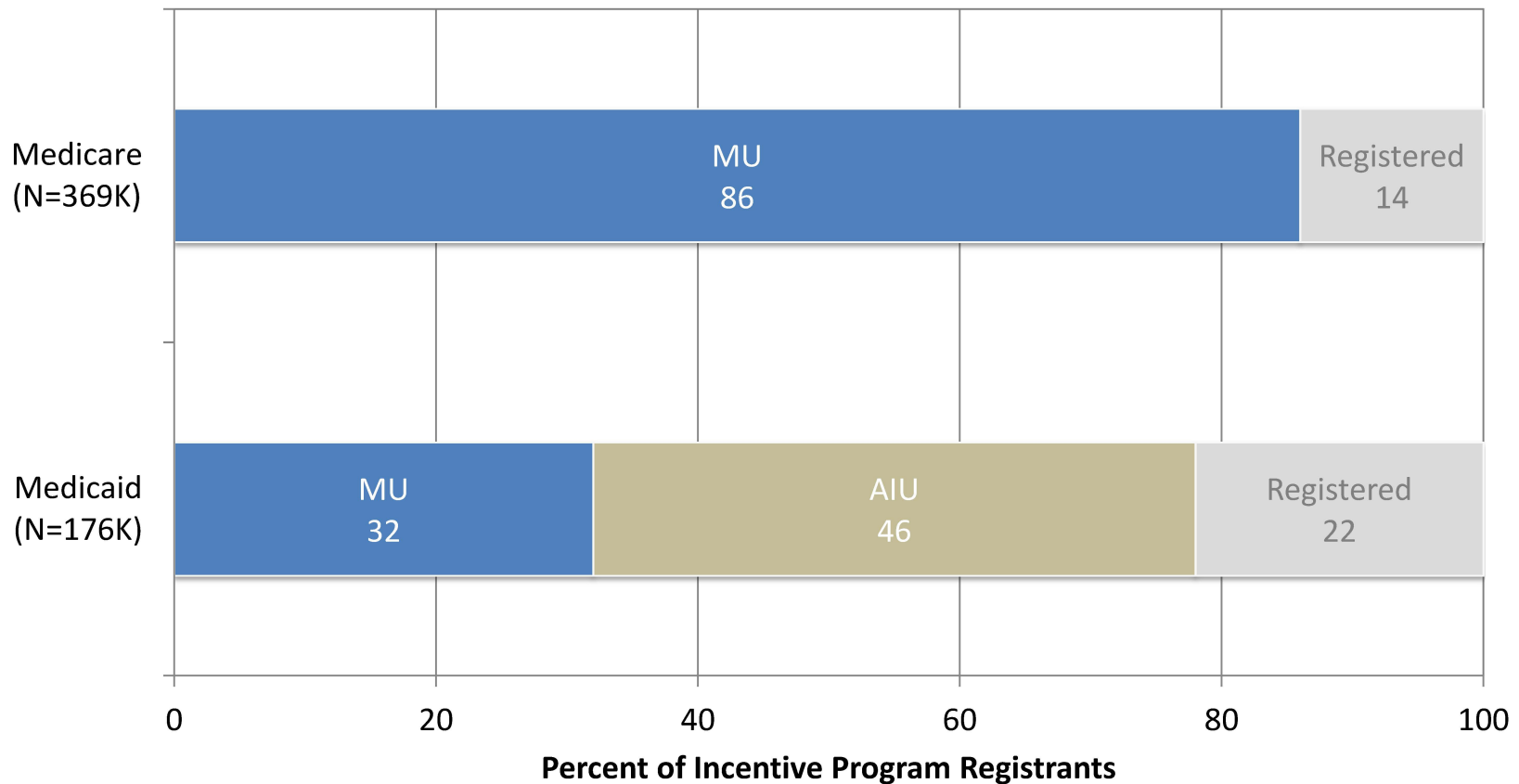
- Registration is used as a marker of intent to participate
- The Medicaid program has different timelines than the Medicare program

Program	Last year to begin program and receive incentive payments	Final year incentives may be paid	Max. number of years of incentive payments
Medicare	2014	2016	5
Medicaid	2016	2021	6

- More Medicaid EPs have registered than were originally estimated
- Registration rates have not plateaued yet

Attestation Patterns

Eligible professionals registered with the Medicare program have higher meaningful use attestation rates than Medicaid registrants



Based on CMS EHR Incentive Program data through February, 2015. EPs had through March 20, 2015, to attest to MU for CY2014. Categories are mutually exclusive, identified in the order listed: MU=attested and/or paid for meaningful use; AIU=paid for adopting, implementing, or upgrading to certified health IT; Registered=Registered with the incentive program

Less than half of Medicaid EPs attest to meaningful use in the year immediately following AIU payment





Year that EPs first attested to meaningful use after receiving an AIU payment

Year first AIU payment was received	2011	2012	2013	2014	Not yet received MU payment			
2011 (N=47K)	AIU payment	First MU attestation may occur anytime after AIU			40%	20%	1%*	39%*
2012 (N=46K)	2012	AIU payment	First MU attestation may occur anytime after AIU			41%	2%*	57%*
2013 (N=31K)			AIU payment	First MU attestation may occur anytime after AIU			9%*	91%*
2014 (n=12K*)				AIU payment			n/a	

Based on CMS EHR Incentive Program data through February, 2015.

*EPs had through March 20, 2015, to attest to MU for CY2014. These numbers are expected to change once all payment data is received.

Medicare EPs are scheduled for stage 2 two years after they first attested to meaningful use

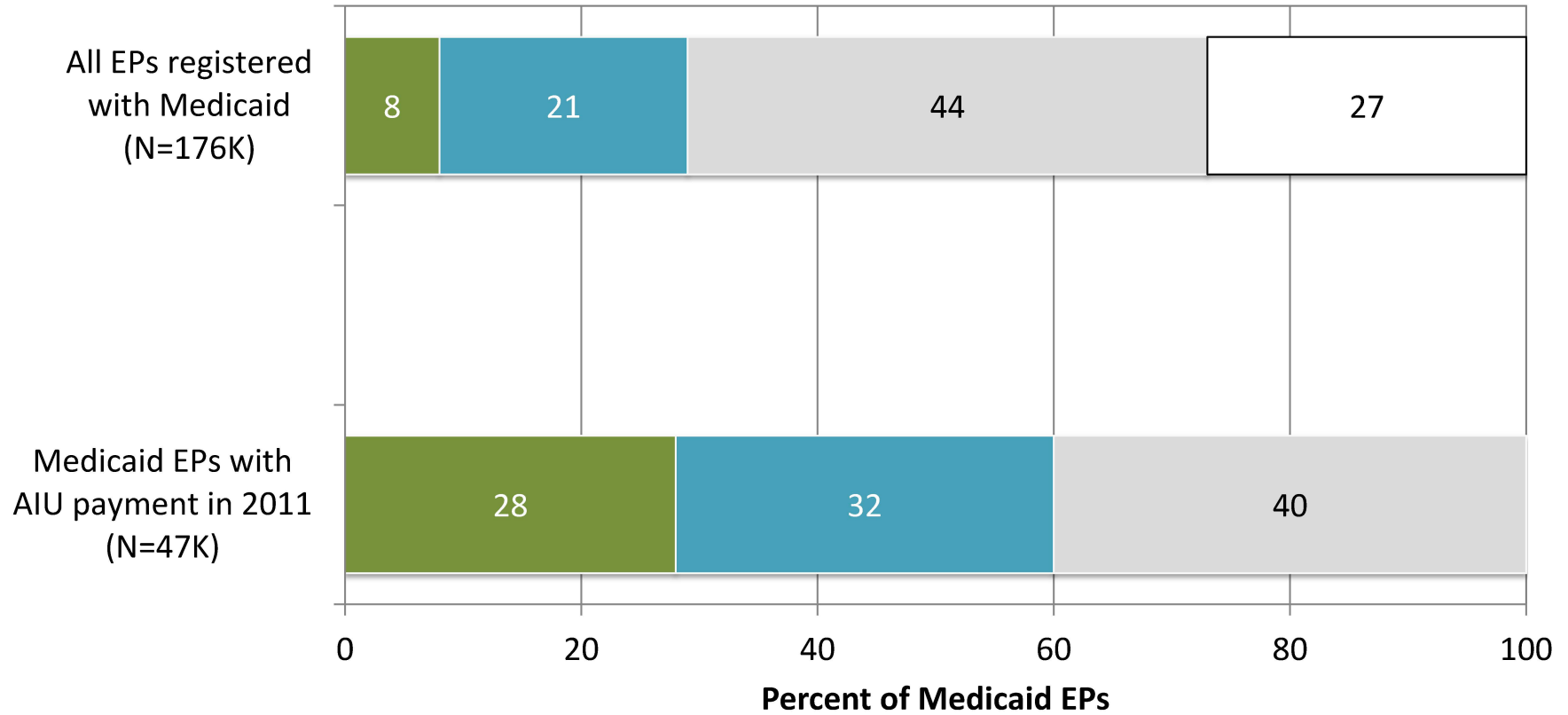
	Proportion of Medicare Registrants (%)	2011	2012	2013	2014	2015	2016	
2011 cohort	18	First attested to Stage 1 MU			Scheduled for Stage 2 MU			
2012 cohort	38		First attested to Stage 1 MU			Scheduled for Stage 2 MU		
2013 cohort	19			First attested to Stage 1 MU			Scheduled for Stage 2 MU	
2014* cohort	11				First attested to Stage 1 MU			Scheduled for Stage 2 MU
Registered, not yet attested*	14				Had until March 20, 2015 to attest for CY2014			

Based on CMS EHR Incentive Program data through February, 2015.

*EPs had through March 20, 2015, to attest to MU for CY2014. These percentages may change once all payment data is received.

Medicaid EPs also need 2 years of stage 1 before they are scheduled for stage 2, but may skip years between attestations

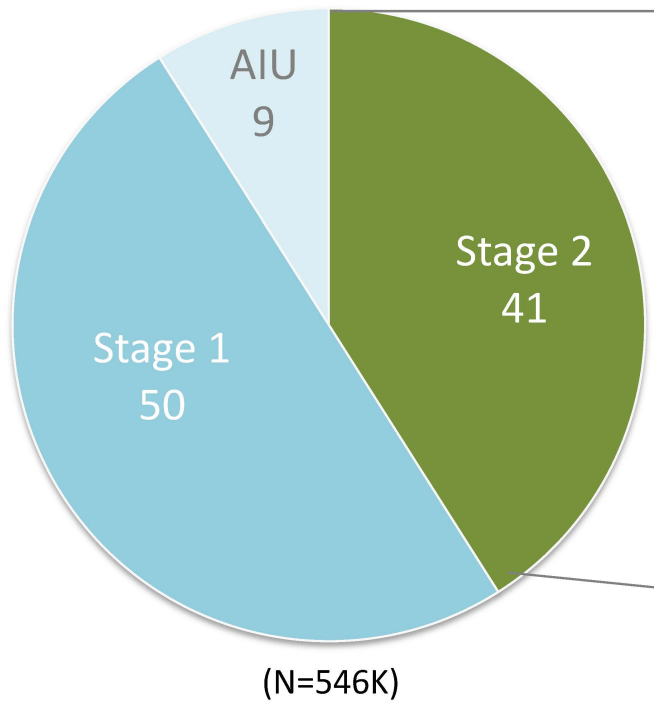
Proportion of Medicaid EPs scheduled for stage 2 in 2014



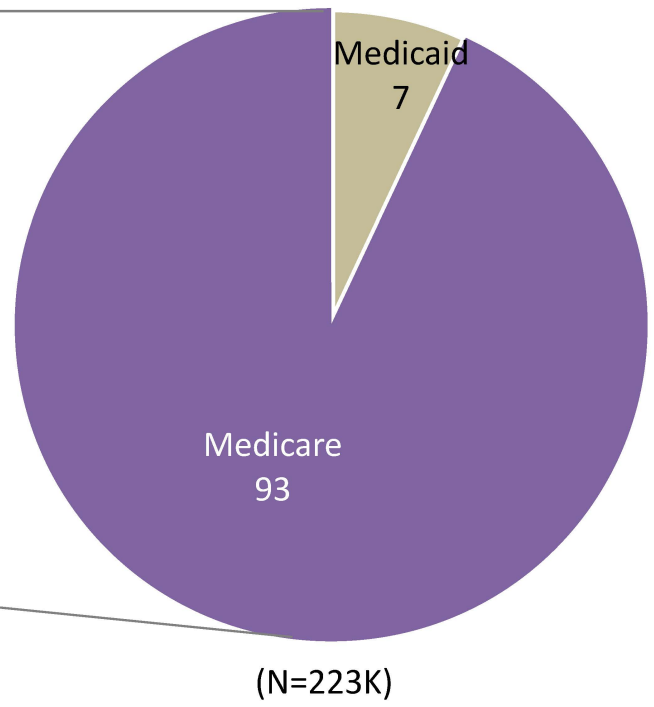
■ Scheduled for stage 2 (2 yrs MU) ■ 1 year MU ■ AIU payment only □ Registered

9 in 10 EPs scheduled for stage 2 in 2014 were registered with the Medicare program

2014 Attestation schedule among all registered EPs



EPs scheduled for stage 2 in 2014, by program type



Based on CMS EHR Incentive Program data through February, 2015.

- Medicare eligible professionals (EPs) had higher rates of meaningful use achievement than Medicaid EPs
 - 86% of Medicare registered EPs had attested to meaningful use
 - 32% of Medicaid-registered EPs had attested to meaningful use
- Less than half of all Medicaid-registered EPs attested to meaningful use in the year immediately following AIU payment
- Although 4 in 10 registered EPs were scheduled for stage 2 in 2014, progress to stage 2 differed between the two programs
 - More than half (56%) of all Medicare-registered EPs were scheduled for stage 2 in 2014
 - Eight percent of all Medicaid-registered EPs were scheduled for stage 2 in 2014
- More than 9 in 10 EPs scheduled for stage 2 in 2014 were participating in the Medicare arm of the program

Questions