



# Medicare & Medicaid EHR Incentive Programs

**HIT Policy Committee**  
**March 11, 2014**





# Registration and Payment Data



# Active Registrations – January 2014

	January-14	Program-to-Date
<b>Medicare Eligible Professionals</b>	<b>5,160</b>	<b>296,528</b>
Doctors of Medicine or Osteopathy	4,504	262,076
Dentists	1	349
Optometrists	261	13,838
Podiatrists	123	9,141
Chiropractors	271	11,124
<b>Medicaid Eligible Professionals</b>	<b>2,593</b>	<b>147,520</b>
Physicians	1,100	98,511
Certified Nurse-Midwives	72	3,038
Dentists	593	15,045
Nurse Practitioners	759	28,583
Optometrists	31	31
Physicians Assistants	38	2,312
<b>Hospitals</b>	<b>9</b>	<b>4,702</b>
Medicare Only	0	270
Medicaid Only	2	155
Medicare/Medicaid	7	4,277
<b>Total</b>	<b>7,762</b>	<b>448,750</b>



# Medicaid Totals – January 2014

	Adopt/Implement /Upgrade (AIU) January 2014		Meaningful Use (MU) January 2014		AIU Program to Date		MU Program to Date		Total Program to Date	
	Providers	Payment	Providers	Payment	Providers	Payment	Providers	Payment	Providers	Payment
Physicians	1,036	\$ 21,797,093	1,516	\$ 13,288,343	79,240	\$ 1,658,282,309	23,608	\$ 202,893,914	102,848	\$ 1,861,176,223
Nurse Practitioners	348	\$ 7,268,915	297	\$ 2,728,500	19,488	\$ 413,285,842	5,146	\$ 45,173,253	24,634	\$ 458,459,095
Dentists	260	\$ 5,510,833	25	\$ 263,500	10,248	\$ 217,635,417	395	\$ 3,480,750	10,643	\$ 221,116,167
Certified Nurse - Midwives	34	\$ 722,500	20	\$ 182,750	2,269	\$ 48,216,250	706	\$ 6,307,000	2,975	\$ 54,523,250
Physicians Assistants practicing in FQHC or RHC led by a PA	22	\$ 467,500	7	\$ 59,500	1,293	\$ 27,348,750	408	\$ 3,485,000	1,701	\$ 30,833,750
<b>Eligible Professionals Total</b>	<b>1,700</b>	<b>\$ 35,766,841</b>	<b>1,865</b>	<b>\$ 16,522,593</b>	<b>112,538</b>	<b>\$ 2,364,768,568</b>	<b>30,263</b>	<b>\$ 261,339,917</b>	<b>142,801</b>	<b>\$ 2,626,108,484</b>
Acute Care Hospitals (including CAHs)	19	\$ 7,305,176	447	\$ 214,055,995	3,279	\$ 2,584,769,538	3,381	\$ 1,793,116,979	6,660	\$ 4,377,886,517
Children's Hospitals	4	\$ 3,871,499	2	\$ 1,404,424	69	\$ 170,046,676	55	\$ 91,573,753	124	\$ 261,620,429
Medicare Advantage Hospitals	-	\$ -	-	\$ -	1	\$ 505,931	-	\$ -	1	\$ 505,931
<b>Eligible Hospitals Total</b>	<b>23</b>	<b>\$ 11,176,674</b>	<b>449</b>	<b>\$ 215,460,419</b>	<b>3,349</b>	<b>\$ 2,755,322,144</b>	<b>3,436</b>	<b>\$ 1,884,690,732</b>	<b>6,785</b>	<b>\$ 4,640,012,876</b>
<b>Grand Total</b>	<b>1,723</b>	<b>\$ 46,943,515</b>	<b>2,314</b>	<b>\$ 231,983,012</b>	<b>115,887</b>	<b>\$ 5,120,090,712</b>	<b>33,699</b>	<b>\$ 2,146,030,649</b>	<b>149,586</b>	<b>\$ 7,266,121,361</b>



# EHR Incentive Programs – January 2014 Totals

	Amount Paid 2011 Program Year	Amount Paid 2012 Program Year	Amount Paid 2013 Program Year	Amount Paid 2014 Program Year	Amount Paid Program - To - Date
<b>Medicare Eligible Professionals</b>	<b>\$ 979,622,829</b>	<b>\$ 2,874,154,186</b>	<b>\$ 302,197,860</b>		<b>\$ 4,155,974,875</b>
Doctors of Medicine or Osteopathy	\$ 869,580,539	\$ 2,601,084,228	\$ 278,165,440		\$ 3,748,830,207
Dentists	\$ 757,738	\$ 2,241,724	\$ 250,500		\$ 3,249,963
Optometrists	\$ 39,019,045	\$ 116,586,594	\$ 8,958,920		\$ 164,564,558
Podiatrists	\$ 51,765,860	\$ 97,044,069	\$ 7,541,400		\$ 156,351,329
Chiropractors	\$ 18,499,648	\$ 57,197,571	\$ 7,281,600		\$ 82,978,818
<b>Medicaid Eligible Professionals</b>	<b>\$ 1,057,245,565</b>	<b>\$ 1,162,348,779</b>	<b>\$ 406,492,890</b>	<b>\$ 21,250</b>	<b>\$ 2,626,108,484</b>
Physicians	\$ 789,622,809	\$ 822,416,775	\$ 249,115,388	\$ 21,250	\$ 1,861,176,223
Certified Nurse-Midwives	\$ 23,417,500	\$ 23,638,500	\$ 7,467,250		\$ 54,523,250
Dentists	\$ 56,631,250	\$ 108,406,167	\$ 56,078,750		\$ 221,116,167
Nurse Practitioners	\$ 173,931,506	\$ 195,196,837	\$ 89,330,752		\$ 458,459,095
Physicians Assistants	\$ 13,642,500	\$ 12,690,500	\$ 4,500,750		\$ 30,833,750
<b>Eligible Hospitals</b>	<b>\$ 3,153,814,441</b>	<b>\$ 5,495,820,789</b>	<b>\$ 5,187,704,561</b>	<b>\$ 1,920,891</b>	<b>\$ 13,839,260,682</b>
Medicare Only	\$ 113,060,304	\$ 227,324,738	\$ 205,979,949		\$ 546,364,991
Medicaid Only	\$ 126,626,306	\$ 108,874,435	\$ 77,821,393	\$ 1,920,891	\$ 315,243,025
Medicare/Medicaid	\$ 2,914,127,832	\$ 5,159,621,615	\$ 4,903,903,219		\$ 12,977,652,666
<b>Medicare Advantage Organizations For Eligible Professionals</b>	<b>\$ 180,658,380</b>	<b>\$ 135,046,406</b>	<b>\$ -</b>	<b>\$ -</b>	<b>\$ 315,704,786</b>
<b>Total</b>	<b>\$ 5,371,341,215</b>	<b>\$ 9,667,370,160</b>	<b>\$ 5,896,395,311</b>	<b>\$ 1,942,141</b>	<b>\$ 20,937,048,827</b>



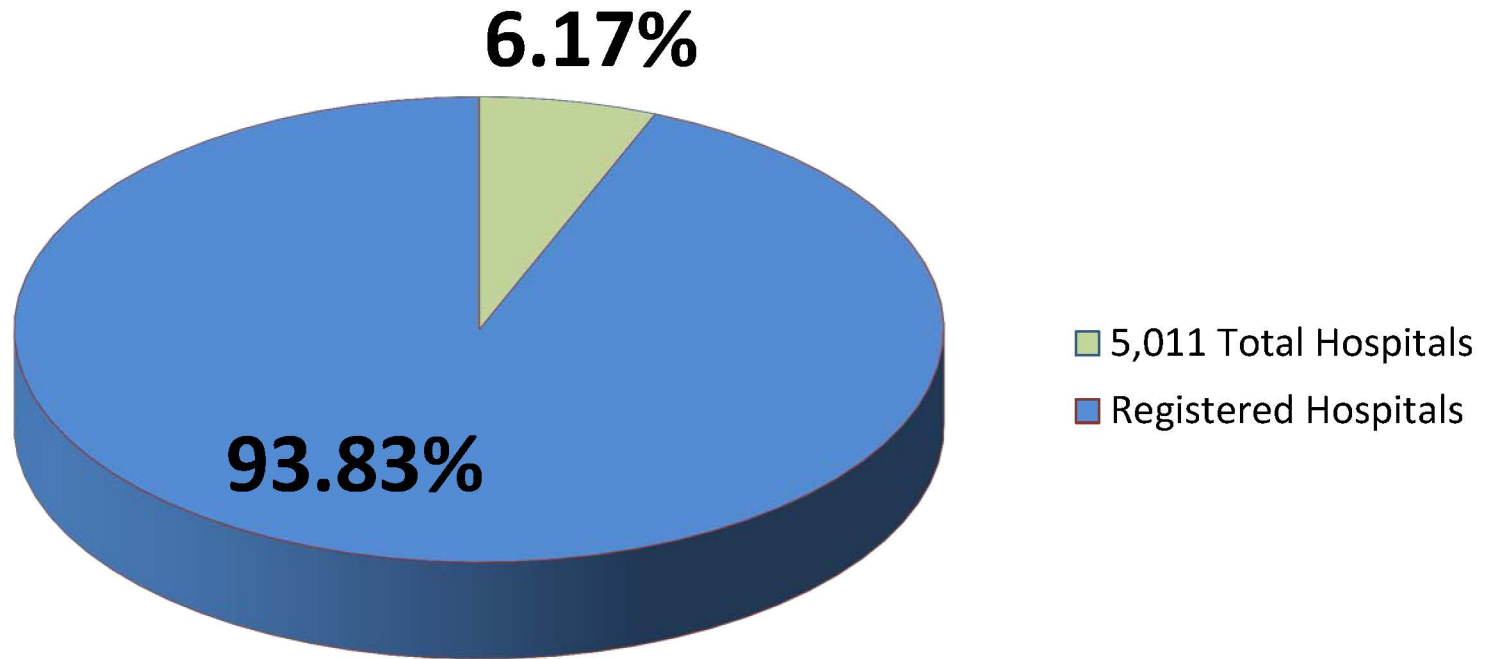
# EHR Incentive Programs – January 2014 Totals

	Unique Providers Paid 2011 Program Year	Unique Providers Paid 2012 Program Year	Unique Providers Paid 2013 Program Year	Unique Providers Paid 2014 Program Year	Unique Providers Paid Program - To - Date
<b>Medicare Eligible Professionals</b>	<b>58,402</b>	<b>187,999</b>	<b>20,627</b>		<b>218,186</b>
Doctors of Medicine or Osteopathy	51,406	168,163	18,994		195,504
Dentists	53	169	17		204
Optometrists	2,576	8,567	609		9,564
Podiatrists	2,915	6,266	512		7,375
Chiropractors	1,452	4,834	495		5,539
<b>Medicaid Eligible Professionals</b>	<b>50,357</b>	<b>66,869</b>	<b>25,575</b>	<b>1</b>	<b>112,214</b>
Physicians	37,743	48,402	16,703	1	78,745
Certified Nurse-Midwives	1,102	1,395	478		2,290
Dentists	2,669	5,220	2,754		10,266
Nurse Practitioners	8,196	11,084	5,354		19,619
Physicians Assistants	647	768	286		1,294
<b>Eligible Hospitals</b>	<b>2,319</b>	<b>3,314</b>	<b>3,591</b>	<b>1</b>	<b>4,477</b>
Medicare Only	73	168	186		240
Medicaid Only	55	73	58	1	115
Medicare/Medicaid	2,191	3,073	3,347		4,122
<b>Medicare Advantage Organizations For Eligible Professionals</b>	<b>10,507</b>	<b>11,340</b>	-		<b>12,353</b>
<b>Total</b>	<b>121,585</b>	<b>269,522</b>	<b>49,793</b>	<b>2</b>	<b>347,230</b>



## December – By the Numbers

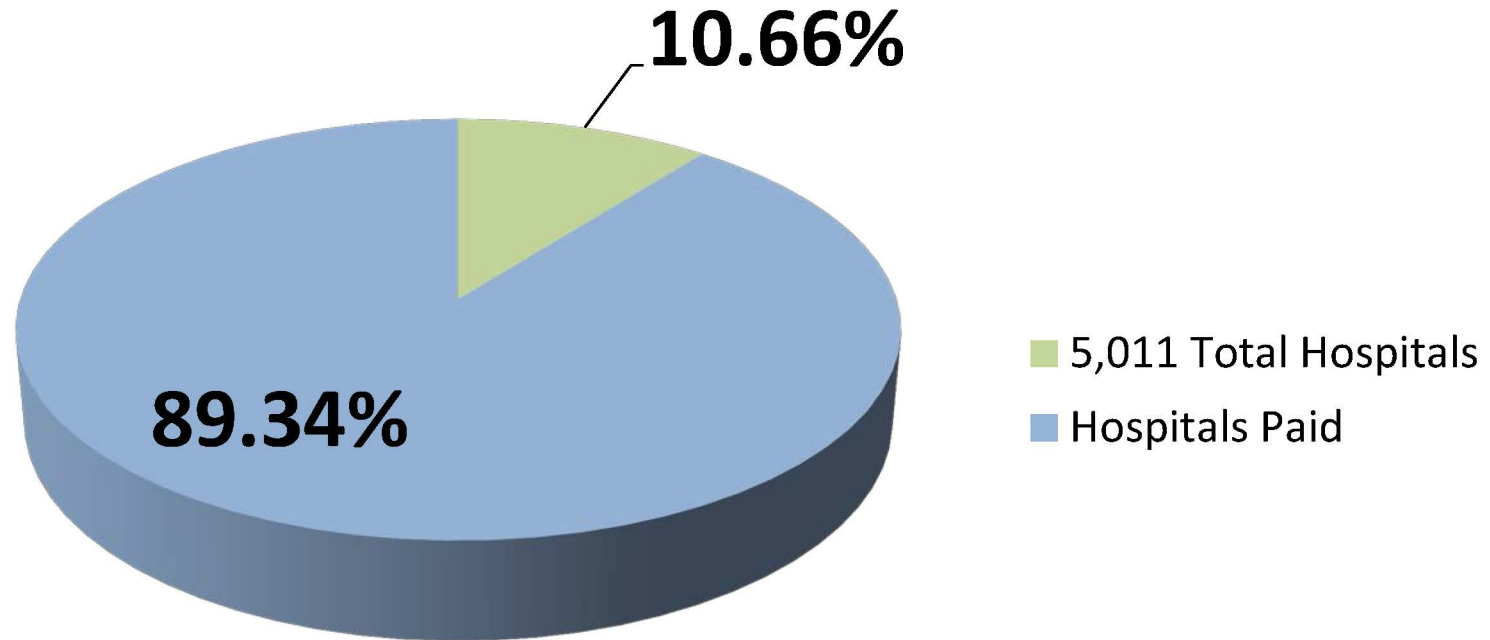
# Registered Eligible Hospitals





## December – By the Numbers

### Paid Eligible Hospitals

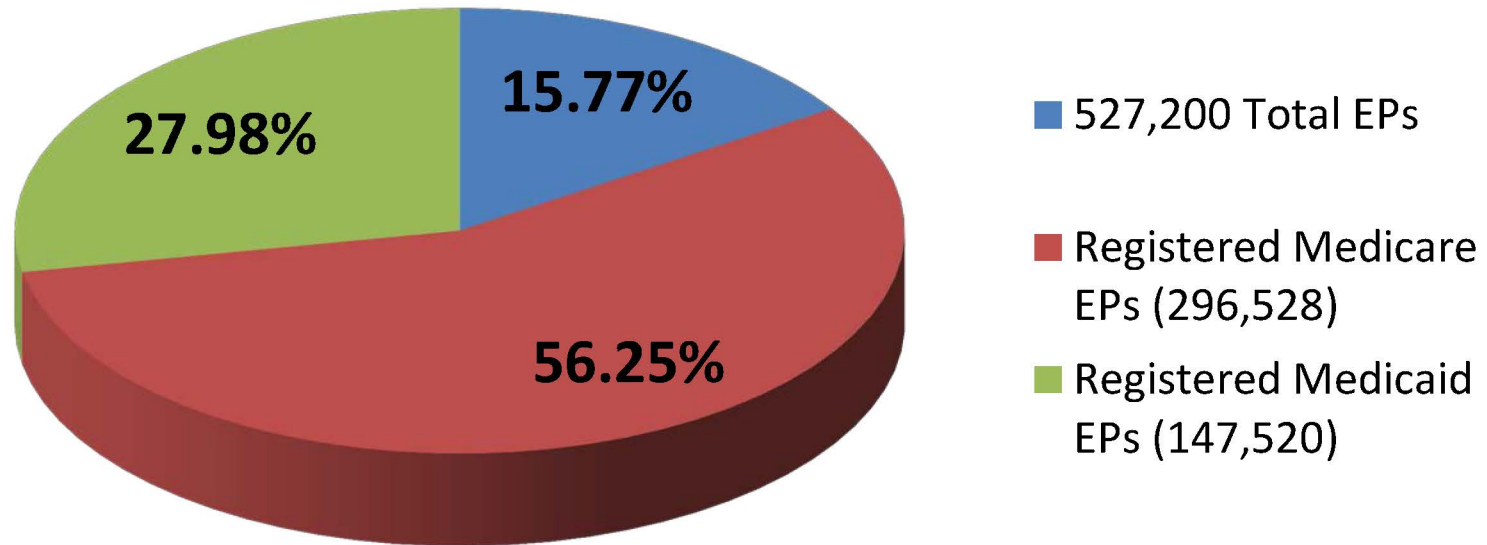






## December – By the Numbers

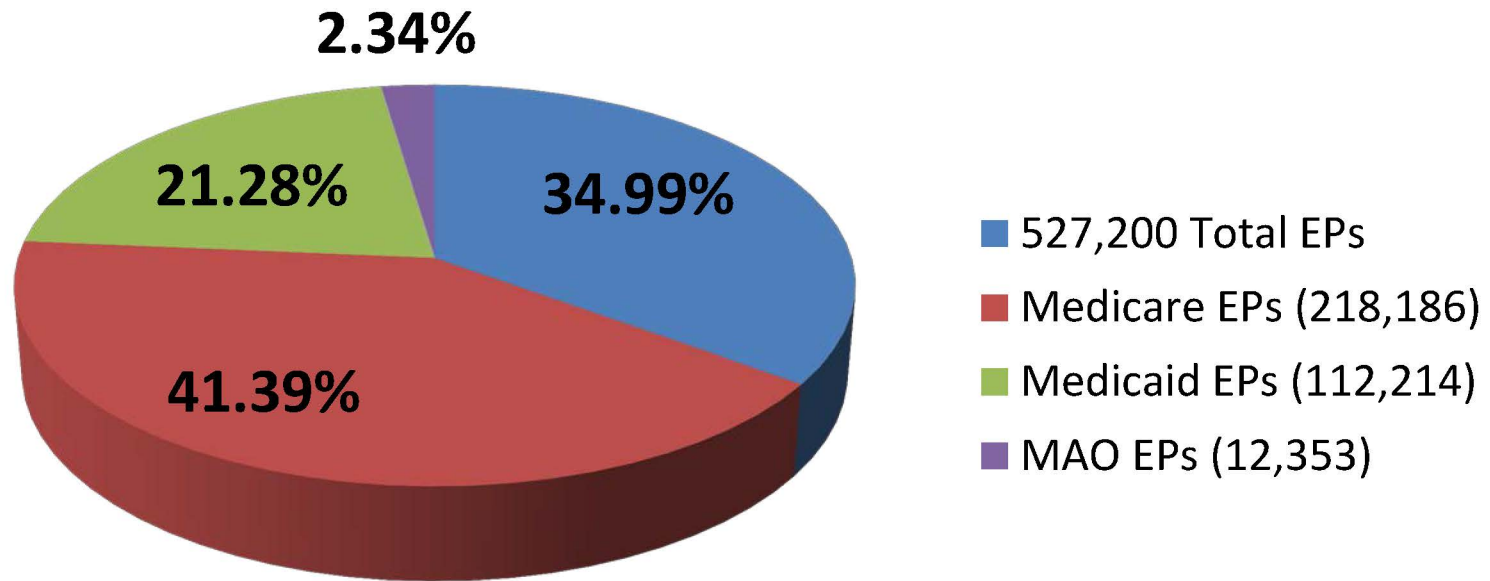
# Registered Eligible Professionals





## December – By the Numbers

# Paid Eligible Professionals





# EHR Incentive Program Trends

- Approximately **89% of all eligible hospitals** have received an EHR incentive payment for either MU or AIU
  - Nearly 9 out of 10 eligible hospitals have made a financial commitment to an EHR
- Approximately 60% or **3 out of every 5 Medicare EPs** are meaningful users of EHRs
- Approximately 79% or nearly **4 out of every 5 Medicaid EPs** of have received an EHR incentive payment
  - 21% of Medicaid EPs are meaningful users
- More than 65% -- **2 out of every 3 Medicare and Medicaid EPs** have made a financial commitment to an EHR
- **Over 347,000 Medicare and Medicaid EPs** have received an EHR incentive payment



**For questions, please contact:**

**Elisabeth Myer**  
**Office of E-Health Standards and Services**  
**Centers for Medicare & Medicaid Services**  
**[elisabeth.myers@cms.hhs.gov](mailto:elisabeth.myers@cms.hhs.gov)**