



# Medicare & Medicaid EHR Incentive Programs

**HIT Policy Committee**  
**June 10, 2014**





# Registration and Payment Data



## Active Registrations – April 2014

	Medicare Eligible Professionals	Medicaid Eligible Professional	Eligible Hospitals/CAHs
<b>Total 2011</b>	123,648	49,051	3,077
<b>Total 2012</b>	113,658	61,098	1,147
<b>Total 2013</b>	54,062	34,778	469
<b>January-14</b>	5,160	2,593	9
<b>February-14</b>	5,716	3,662	9
<b>March-14</b>	8,361	4,100	3
<b>April-14</b>	5,698	1,359	13
<b>TOTAL</b>	<b>316,303</b>	<b>156,641</b>	<b>4,727</b>



# Medicaid Totals – April 2014

	Adopt/Implement /Upgrade (AIU) April 2014		Meaningful Use (MU) April 2014		AIU Program to Date		MU Program to Date		Total Program to Date	
	Providers	Payment	Providers	Payment	Providers	Payment	Providers	Payment	Providers	Payment
Physicians	2,115	\$ 44,491,958	4,936	\$ 42,745,128	85,095	\$ 1,781,761,415	35,114	\$ 302,236,373	120,209	\$ 2,083,997,788
Nurse Practitioners	752	\$ 15,965,834	989	\$ 8,909,417	21,324	\$ 452,463,760	7,549	\$ 66,676,837	28,873	\$ 519,140,597
Dentists	338	\$ 7,180,505	90	\$ 803,250	11,162	\$ 237,008,923	616	\$ 5,406,000	11,778	\$ 242,414,923
Certified Nurse - Midwives	65	\$ 1,381,250	155	\$ 1,352,917	2,416	\$ 51,340,000	1,065	\$ 9,495,917	3,481	\$ 60,835,917
Optometrists	13	\$ 276,250	4	\$ 34,000	19	\$ 403,750	4	\$ 34,000	23	\$ 437,750
Physicians Assistants practicing in FQHC or RHC led by a PA	36	\$ 765,000	76	\$ 646,000	1,383	\$ 29,261,250	552	\$ 4,709,000	1,935	\$ 33,970,250
<b>Eligible Professionals Total</b>	<b>3,319</b>	<b>\$ 70,060,797</b>	<b>6,250</b>	<b>\$ 54,490,712</b>	<b>121,399</b>	<b>\$ 2,552,239,097</b>	<b>44,900</b>	<b>\$ 388,558,127</b>	<b>166,299</b>	<b>\$ 2,940,797,224</b>
Acute Care Hospitals (including CAHs)	11	\$ 6,886,704	105	\$ 62,081,015	3,400	\$ 2,681,957,059	4,109	\$ 2,099,213,073	7,509	\$ 4,781,170,132
Children's Hospitals	-	\$ -	2	\$ 2,935,269	71	\$ 170,953,501	68	\$ 105,494,257	139	\$ 276,447,758
Medicare Advantage Hospitals	-	\$ -	-	\$ -	1	\$ 505,931	-	\$ -	1	\$ 505,931
<b>Eligible Hospitals Total</b>	<b>11</b>	<b>\$ 6,886,704</b>	<b>107</b>	<b>\$ 65,016,284</b>	<b>3,472</b>	<b>\$ 2,853,416,491</b>	<b>4,177</b>	<b>\$ 2,204,707,330</b>	<b>7,649</b>	<b>\$ 5,058,123,821</b>
<b>Grand Total</b>	<b>3,330</b>	<b>\$ 76,947,501</b>	<b>6,357</b>	<b>\$ 119,506,996</b>	<b>124,871</b>	<b>\$ 5,405,655,588</b>	<b>49,077</b>	<b>\$ 2,593,265,457</b>	<b>173,948</b>	<b>\$ 7,998,921,045</b>



# EHR Incentive Programs – April 2014 Totals

	Unique Providers Paid 2011 Program Year	Unique Providers Paid 2012 Program Year	Unique Providers Paid 2013 Program Year	Unique Providers Paid 2014 Program Year	Unique Providers Paid Program - To - Date
<b>Medicare Eligible Professionals</b>	<b>58,404</b>	<b>188,261</b>	<b>180,899</b>	<b>-</b>	<b>245,554</b>
Doctors of Medicine or Osteopathy	51,407	168,390	164,272	-	220,311
Dentists	53	169	121	-	207
Optometrists	2,576	8,589	6,785	-	10,490
Podiatrists	2,916	6,270	5,763	-	8,094
Chiropractors	1,452	4,843	3,958	-	6,452
<b>Medicaid Eligible Professionals</b>	<b>50,324</b>	<b>68,149</b>	<b>47,679</b>	<b>147</b>	<b>120,604</b>
Certified Nurse-Midwives	1,101	1,409	970	1	2,451
Dentists	2,667	5,261	3,813	37	11,177
Nurse Practitioners	8,198	11,160	9,457	58	21,533
Optometrists	-	-	21	2	23
Physicians	37,711	49,546	32,905	47	84,037
Physicians Assistants	647	773	513	2	1,383
<b>Eligible Hospitals/CAHs</b>	<b>2,317</b>	<b>3,311</b>	<b>3,883</b>	<b>11</b>	<b>4,561</b>
Medicare Only	75	174	197	-	237
Medicaid Only	58	74	79	1	120
Medicare/Medicaid	2,184	3,063	3,607	10	4,204
<b>Medicare Advantage Organizations For Eligible Professionals</b>	<b>10,507</b>	<b>11,340</b>	<b>-</b>	<b>-</b>	<b>12,353</b>
<b>Total</b>	<b>121,552</b>	<b>271,061</b>	<b>232,461</b>	<b>158</b>	<b>383,072</b>



# EHR Incentive Programs – April 2014 Totals

	Amount Paid 2011 Program Year	Amount Paid 2012 Program Year	Amount Paid 2013 Program Year	Amount Paid 2014 Program Year	Amount Paid Program - To - Date
<b>Medicare Eligible Professionals</b>	<b>\$ 979,637,962</b>	<b>\$ 2,877,650,354</b>	<b>\$ 2,106,762,020</b>		<b>\$ 5,964,050,336</b>
Doctors of Medicine or Osteopathy	\$ 869,577,671	\$ 2,604,179,751	\$ 1,916,487,860		\$ 5,390,245,282
Dentists	\$ 757,738	\$ 2,241,724	\$ 1,397,100		\$ 4,396,563
Optometrists	\$ 39,019,045	\$ 116,874,643	\$ 77,946,680		\$ 233,840,368
Podiatrists	\$ 51,783,860	\$ 97,093,835	\$ 63,630,560		\$ 212,508,255
Chiropractors	\$ 18,499,648	\$ 57,260,401	\$ 47,299,820		\$ 123,059,868
<b>Medicaid Eligible Professionals</b>	<b>\$ 1,056,899,206</b>	<b>\$ 1,186,956,280</b>	<b>\$ 694,063,072</b>	<b>\$ 2,878,667</b>	<b>\$ 2,940,797,224</b>
Certified Nurse-Midwives	\$ 23,396,250	\$ 23,859,500	\$ 13,558,917	\$ 21,250	\$ 60,835,917
Dentists	\$ 56,580,006	\$ 109,243,417	\$ 75,856,250	\$ 735,250	\$ 242,414,923
Nurse Practitioners	\$ 173,974,006	\$ 196,558,253	\$ 147,414,088	\$ 1,194,250	\$ 519,140,597
Optometrists			\$ 395,250	\$ 42,500	\$ 437,750
Physicians	\$ 789,306,444	\$ 844,511,110	\$ 449,337,317	\$ 842,917	\$ 2,083,997,788
Physicians Assistants	\$ 13,642,500	\$ 12,784,000	\$ 7,501,250	\$ 42,500	\$ 33,970,250
<b>Eligible Hospitals/CAHs</b>	<b>\$ 3,162,756,855</b>	<b>\$ 5,527,737,883</b>	<b>\$ 5,799,783,635</b>	<b>\$ 14,462,937</b>	<b>\$ 14,504,741,310</b>
Medicare Only	\$ 113,060,304	\$ 227,948,604	\$ 220,571,032		\$ 561,579,940
Medicaid Only	\$ 129,581,442	\$ 108,874,435	\$ 94,965,466	\$ 1,920,891	\$ 335,342,234
Medicare/Medicaid	\$ 2,920,115,109	\$ 5,190,914,844	\$ 5,484,247,137	\$ 12,542,045	\$ 13,607,819,135
<b>Medicare Advantage Organizations For Eligible Professionals</b>	<b>\$ 180,658,380</b>	<b>\$ 135,046,406</b>	<b>\$ -</b>	<b>\$ -</b>	<b>\$ 315,704,786</b>
<b>Total</b>	<b>\$ 5,379,952,402</b>	<b>\$ 9,727,390,923</b>	<b>\$ 8,600,608,727</b>	<b>\$ 17,341,604</b>	<b>\$ 23,725,293,656</b>



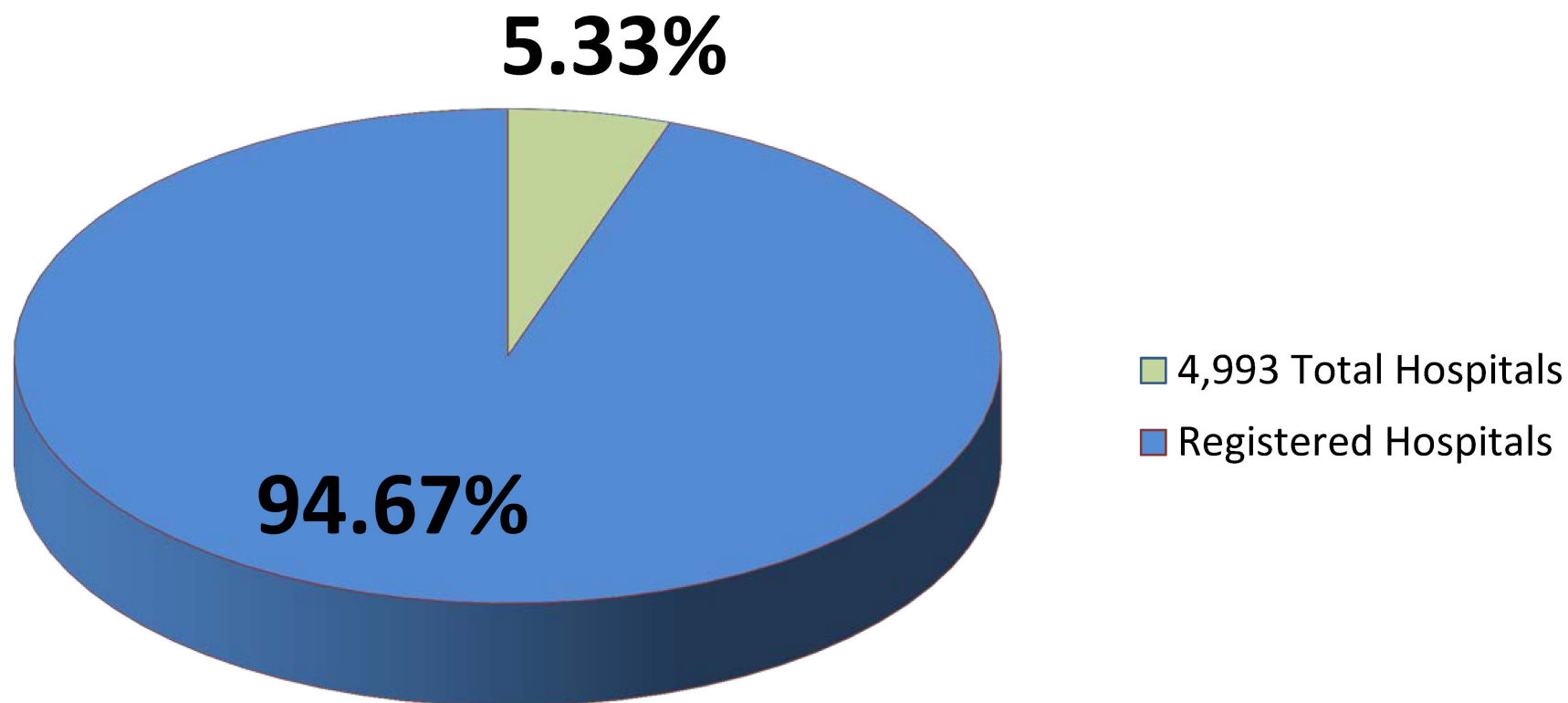
# EHR Incentive Programs – May 2014 Total Payments

INCENTIVE PAYMENT PROGRAM	PROGRAM	PROVIDER TYPE	MAY 2014		PROGRAM TOTALS	
			PAYMENT COUNT	PAYMENT AMOUNT	PAYMENT COUNT	PAYMENT AMOUNT
MEDICARE	Medicare	EP	43,643	\$397,650,538.64	471,209	\$6,361,762,050.80
		Hospital	7	\$3,639,679.32	452	\$565,219,619.21
		Total	43,650	\$401,290,217.96	471,661	\$6,926,981,670.01
	Medicare/ Medicaid	Hospital	182	\$63,467,980.02	6,456	\$8,945,251,038.59
		Total	182	\$63,467,980.02	6,456	\$8,945,251,038.59
		Total Hospitals	189	\$67,107,659.34	6,908	\$9,510,470,657.80
	Total		43,832	\$464,758,197.98	478,117	\$15,872,232,708.60
MEDICAID	Medicaid	EP	6,793	\$92,911,814.99	174,340	\$3,041,975,282.48
		Hospital	0	\$0.00	214	\$339,606,300.23
		Total	6,793	\$92,911,814.99	174,554	\$3,381,581,582.71
	Medicare/ Medicaid	Hospital	81	\$26,487,103.25	7,529	\$4,754,131,838.27
		Total	81	\$26,487,103.25	7,529	\$4,754,131,838.27
		Total Hospitals	81	\$26,487,103.25	7,743	\$5,093,738,138.50
	Total		6,874	\$119,398,918.24	182,083	\$8,135,713,420.98
Grand Total			50,706	\$584,157,116.22	660,200	\$24,007,946,129.58



## April – By the Numbers

### Registered Eligible Hospitals

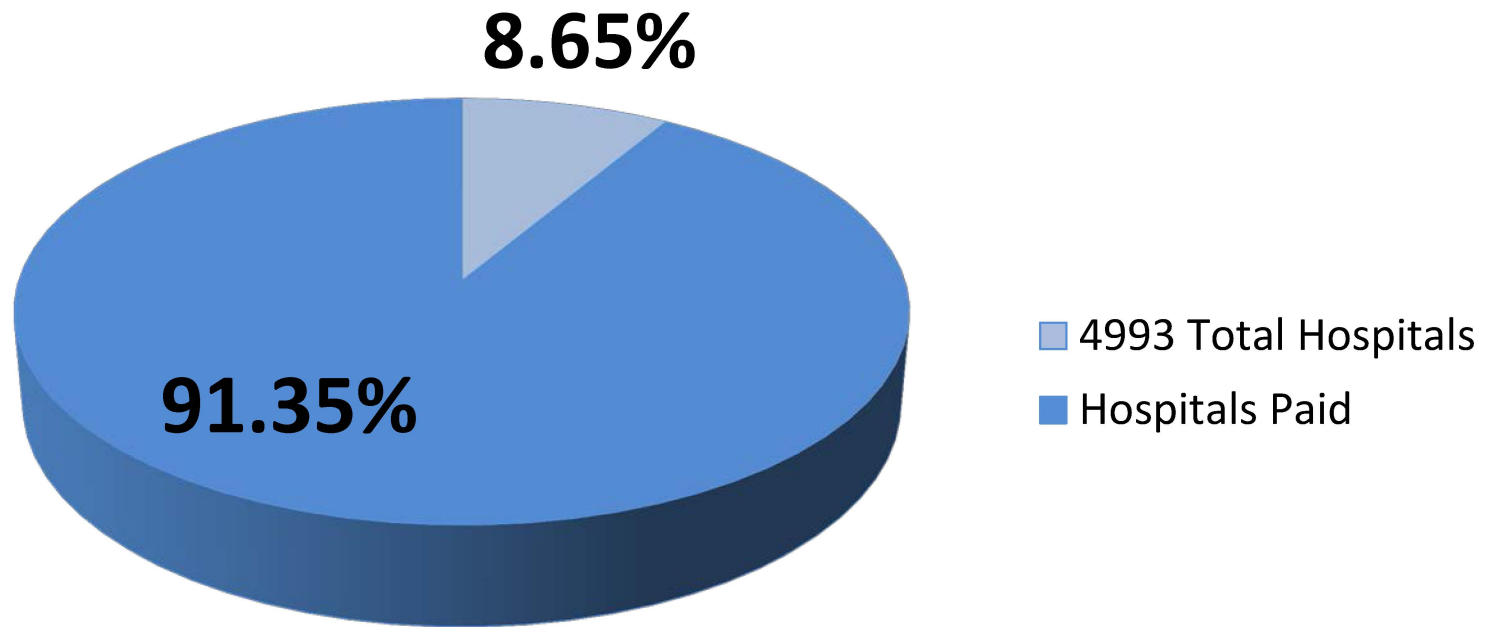






## April – By the Numbers

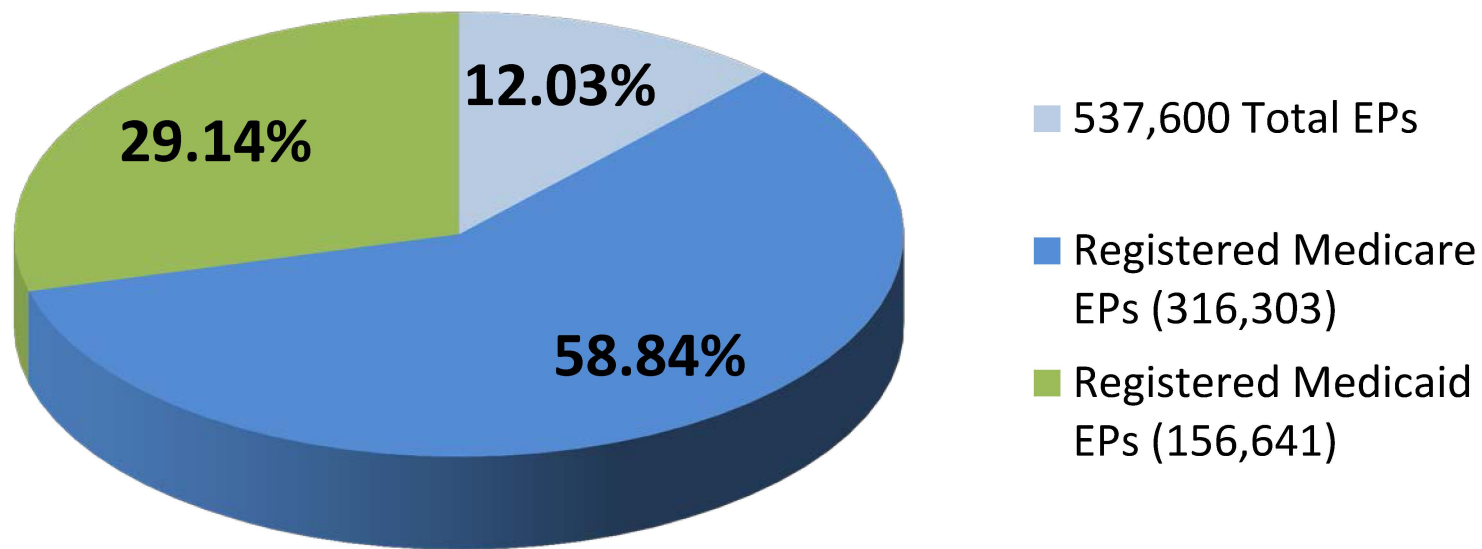
### Paid Eligible Hospitals





## April – By the Numbers

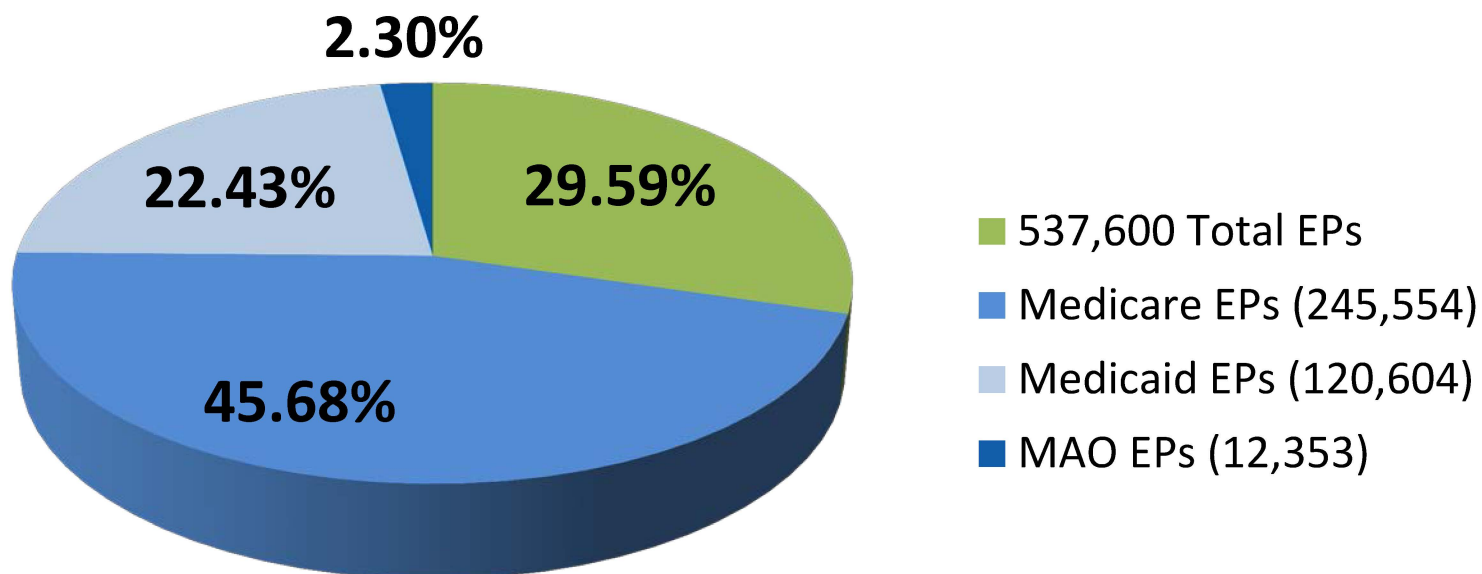
### Registered Eligible Professionals





## April – By the Numbers

### Paid Eligible Professionals



- 537,600 Total EPs
- Medicare EPs (245,554)
- Medicaid EPs (120,604)
- MAO EPs (12,353)



# EHR Incentive Program Trends

- Over **91% of eligible hospitals** have received an EHR incentive payment for either MU or AIU
- **88% of eligible professionals** have registered for the Medicare or Medicaid EHR Incentive Programs
- **68% of Medicare and Medicaid EPs** have made a financial commitment to implementing an EHR
- **Over 380,000 Medicare and Medicaid EPs** have received an EHR incentive payment



## 2014 Attestations thru June 1

- 1497 Eligible Professionals attested for the 2014 Reporting Year
  - 231 are new participants
  - **447 attested to Stage 2**
- 75 Eligible Hospitals have attested for 2014 Reporting Year
  - 21 are new participants
  - **8 attested to Stage 2**



# Meaningful Use CEHRT NPRM



## About the NPRM

- CMS and ONC NPRM published on May 20 proposing 2014 CEHRT flexibility and extension of Stage 2
- If finalized, the NPRM would:
  - Allow providers to meet meaningful use with EHRs certified to the 2011 or the Edition criteria, or a combination of both Editions in 2014
  - Require providers to report using 2014 Edition CEHRT for 2015 EHR Reporting Period
  - Extend Stage 2 through 2016



# Proposed Options: Stage 1

Proposed options for providers scheduled to meet Stage 1 in 2014

## 2011 CEHRT

- 2013 Definition Stage 1 objectives and 2013 CQMs

## 2011 & 2014 CEHRT

- 2013 Definition Stage 1 objectives and 2013 CQMs; **or**
- 2014 Definition Stage 1 objectives and 2014 CQMs

## 2014 CEHRT

- 2014 Definition Stage 1 objectives and 2014 CQMs





## Proposed Options: Stage 2

Proposed options for providers scheduled to meet Stage 2 in 2014

### 2011 CEHRT

- 2013 Definition Stage 1 objectives and 2013 CQMs

### 2011 & 2014 CEHRT

- 2013 Definition Stage 1 objectives and 2013 CQMs; **or**
- 2014 Definition Stage 1 objectives and 2014 CQMs; **or**
- 2014 Definition Stage 2 objectives and 2014 CQMs

### 2014 CEHRT

- 2014 Definition Stage 2 objectives and 2014 CQMs; **or**
- 2014 Definition Stage 1 objectives and 2014 CQMs



## NPRM Comments

- CMS and ONC now accepting public comment:
  - Submit online through Regulations.gov:  
<http://www.regulations.gov/#!submitComment;D=CMS-2014-0064-0002>
  - Deadline: July 21, 2014



# For questions, please contact:

**Elisabeth Myers**

**Office of E-Health Standards and Services  
Centers for Medicare & Medicaid Services**

**[elisabeth.myers@cms.hhs.gov](mailto:elisabeth.myers@cms.hhs.gov)**