

# 2014 Edition Test Scenarios

*Revised March 15, 2013*





# Contents

---

Unit-Based Testing	3
One Unit Test	4
Purpose of Scenario-Based Testing	5
Scenario-Based Testing	6
Two Unit Tests: Sequential and Independent	7
Scenario-Based Test Sequence	8
Multi-Test Scenario	9
Scenario-Based Sequence: Optional Tests	10
2014 Edition Test Scenarios - Quick Facts	11
Test Scenario Introduction – EHR Interoperability: Intake	12
Clinically Plausible Workflow – EHR Interoperability: Intake	13
Test Scenario Diagram – EHR Interoperability: Intake	14
Test Scenario Narrative – EHR Interoperability: Intake	15
Summary	16
Glossary	17

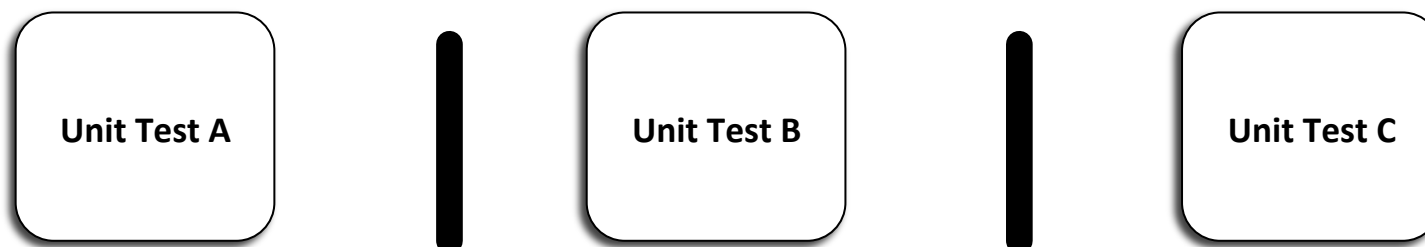


# Unit-Based Testing

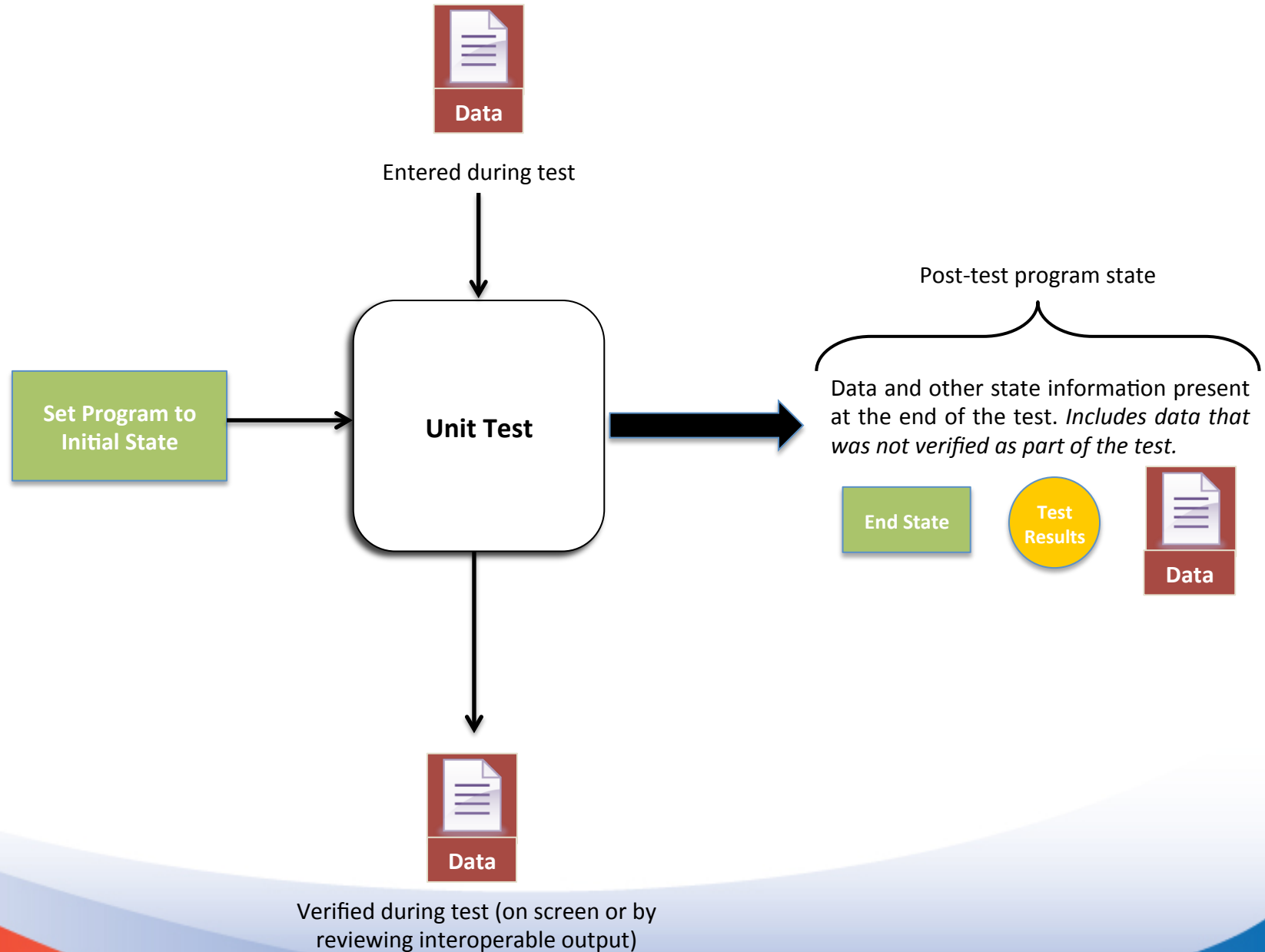
---

- Minimum requirement
- Independent tests
- Individual test data (input) and result(s) (output)
- Currently employed for 2011 and 2014 Edition test procedures
- Required for 2011 and 2014 Edition testing and certification

## Unit Based Testing



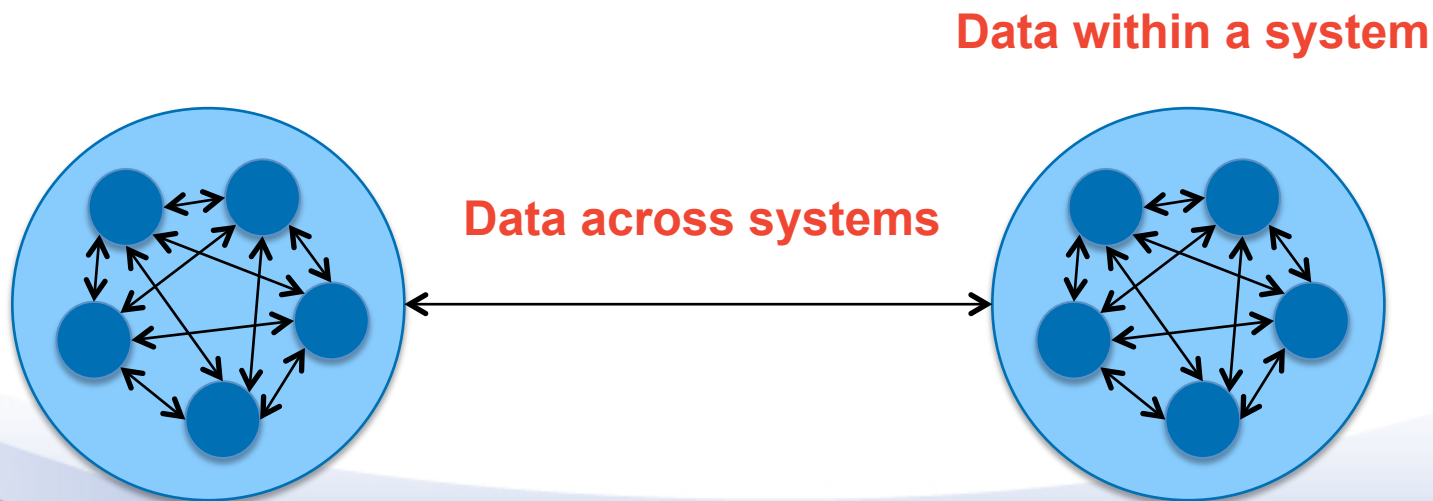
# One Unit Test





# Purpose of Scenario-Based Testing

- Make **clinically plausible** (i.e. align with plausible clinical scenarios)
- Ensure ability to use **data across systems**
- Ensure ability to use **data within a system**
- **Increases value** of testing
- **Improve efficiency** of testing
- **Reduce setup** of testing
- Make testing **consistent** and **replicable**





# Scenario-Based Testing

---

Scenario-based testing will be an **alternative** to unit-based testing

- Scenario-based testing means **dependent** tests
  - Test data links unit tests with dependent inputs and outputs
  - The test data **output** of one test can be the **input** for another
  - Scenario-based testing will be **optional** for the 2014 Edition

Scenario-based test procedures will be **clinically plausible**

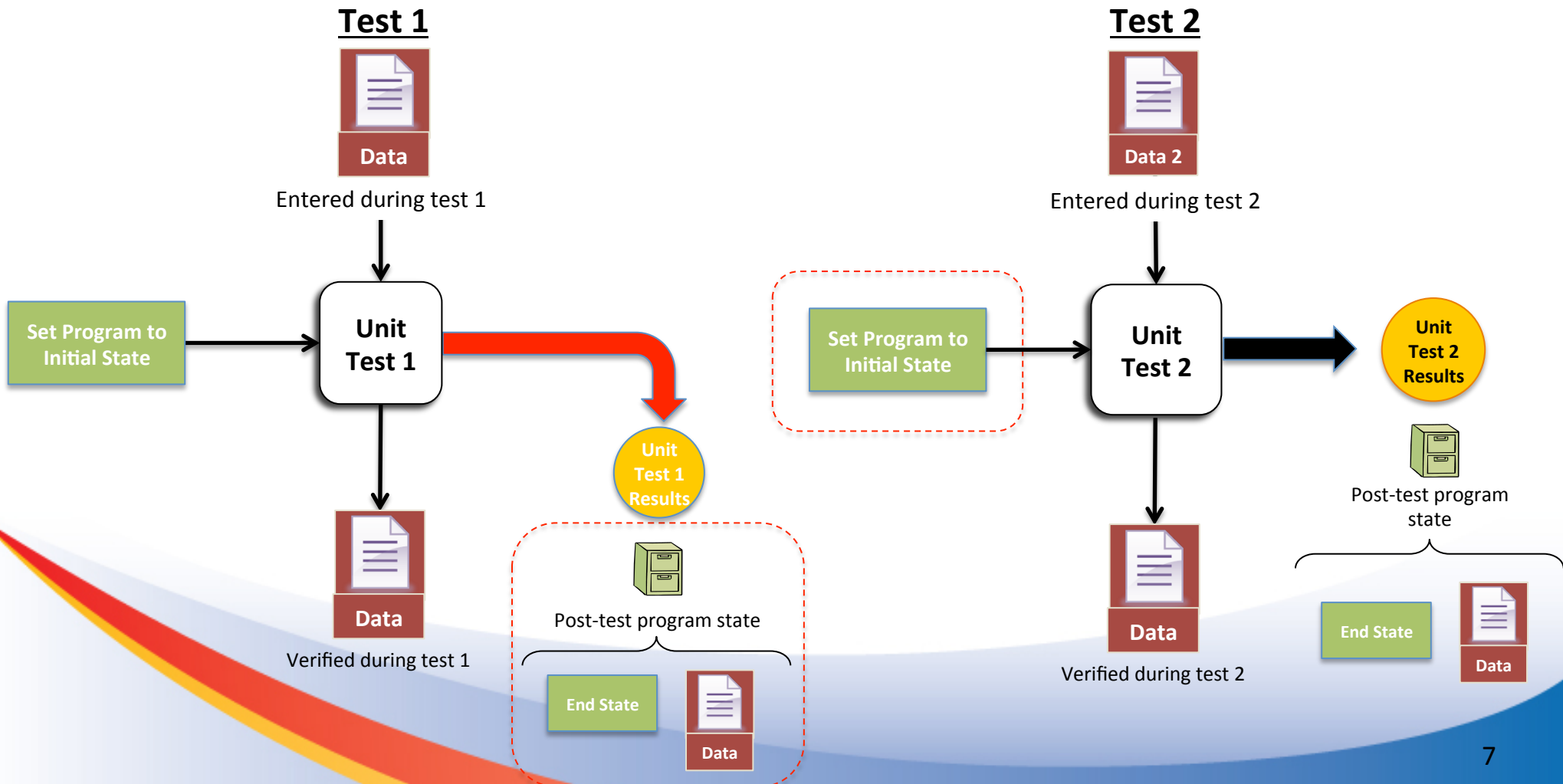
- A scenario represents **one** possible clinical workflow that could link unit tests
- It does **not** represent the **only** way unit tests could be linked in a clinical workflow
- Scenarios will test **all** of the capabilities of the criteria in the scenario
  - They allow EHR technology to be **tested** in a clinically plausible way
  - They do **not** imply any requirements about how eligible providers should **use** EHR technology to attest to meaningful use



# Two Unit Tests: Sequential and Independent

Current testing practices call for unit tests to be independent.

- Testing frameworks often randomize the sequence of unit tests to detect any accidental carry-forward of data or program state information from one test to the next.
- In the example below, the post-test program state of Unit Test 1 would NOT be used for setting the initial program state of Unit Test 2.

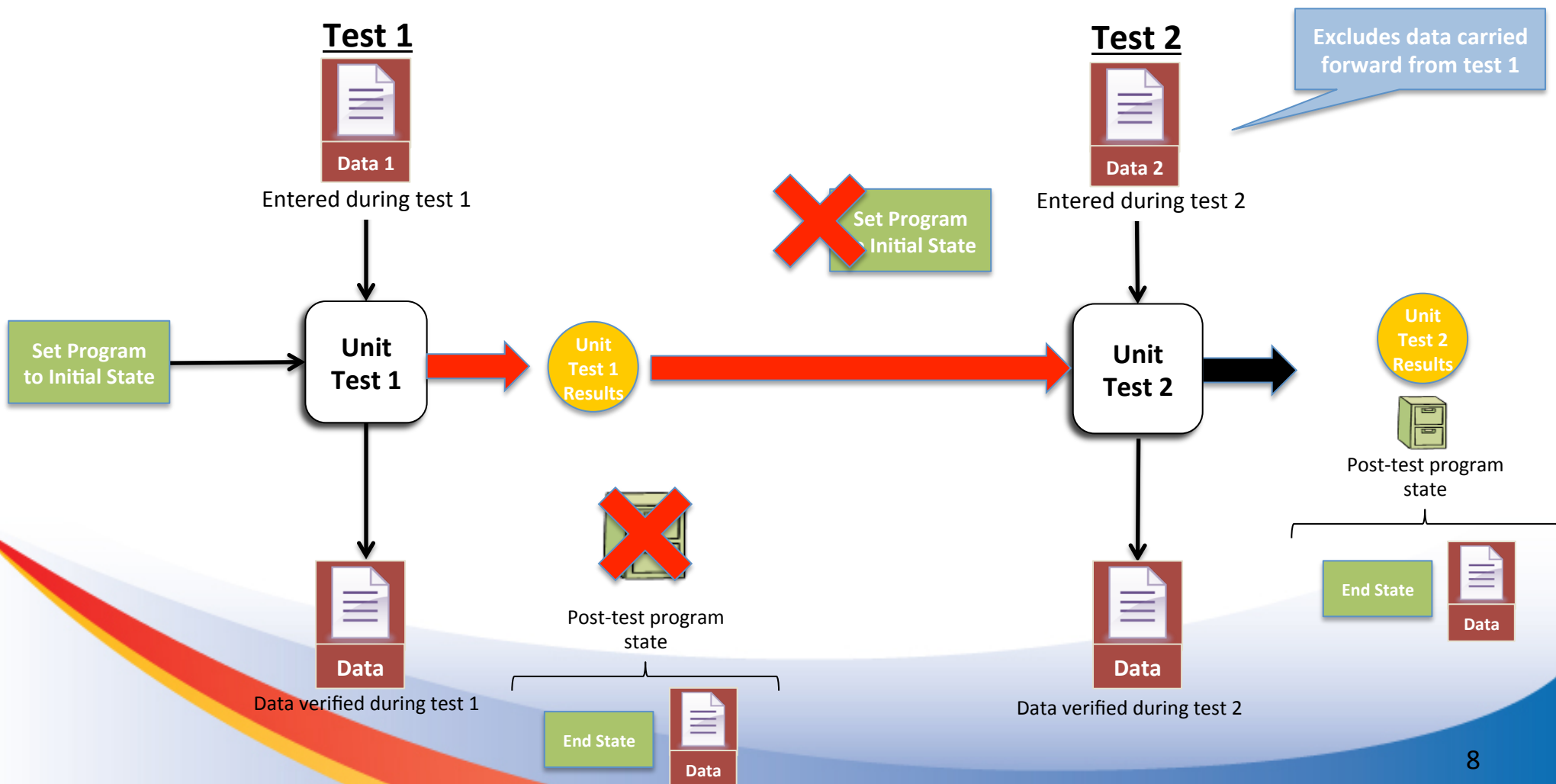




# Scenario-Based Test Sequence

In order to avoid redundant data entry this test sequence assumes a sequence of unit tests.

- This is acceptable because the purpose of certification is different that that of quality testing. For certification we verify that the expected outcome can occur, not that the code is bug free.
- In the example below, the post-test program state of Unit Test 1 **WOULD** be used for setting the initial program state of Unit Test 2.



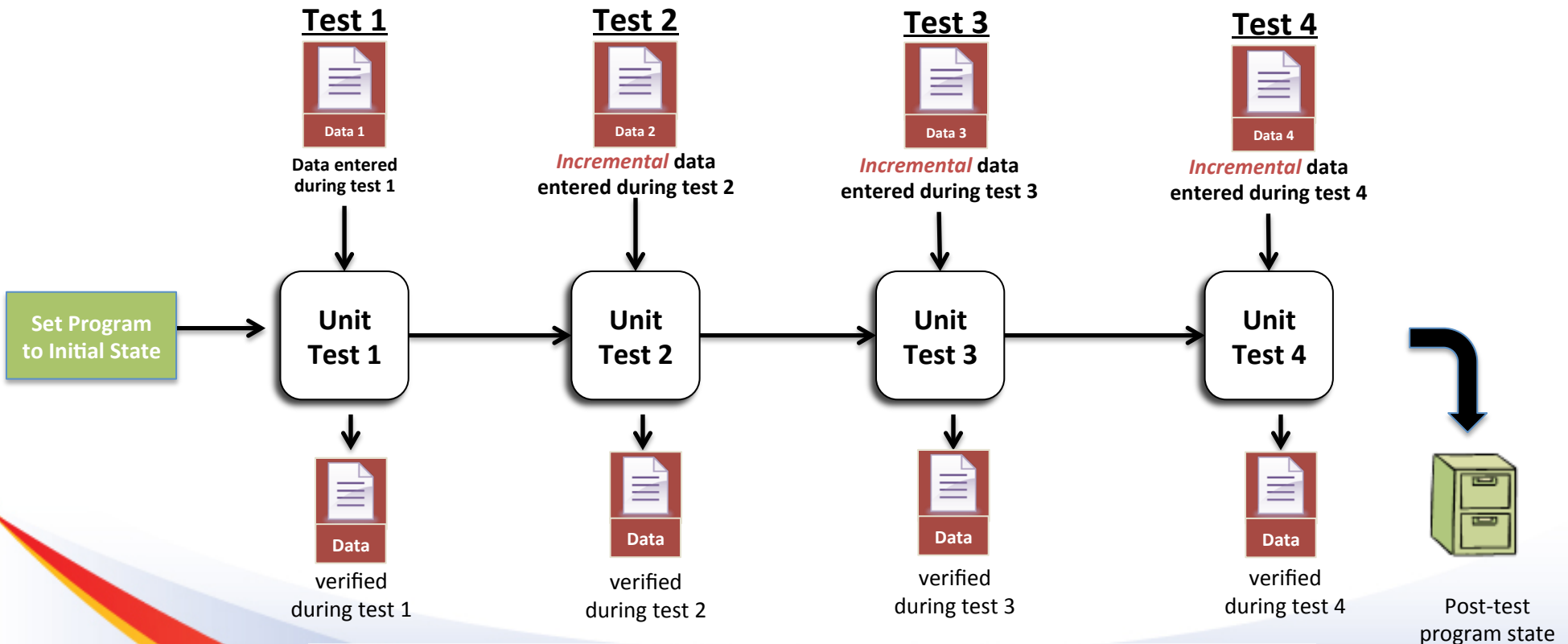




# Multi-Test Scenario

For each test after 1, a testing analyst must determine what data flows through from previous tests and what incremental data must be entered during the test.

- The volume of flow-through data is compounded with each test in the scenario.
- The flow-through data includes not only information that would otherwise be re-entered during subsequent tests. It also includes other data (incremental data) that might influence the quality of the unit test.



There can be two testing scripts each for tests 2, 3 and 4

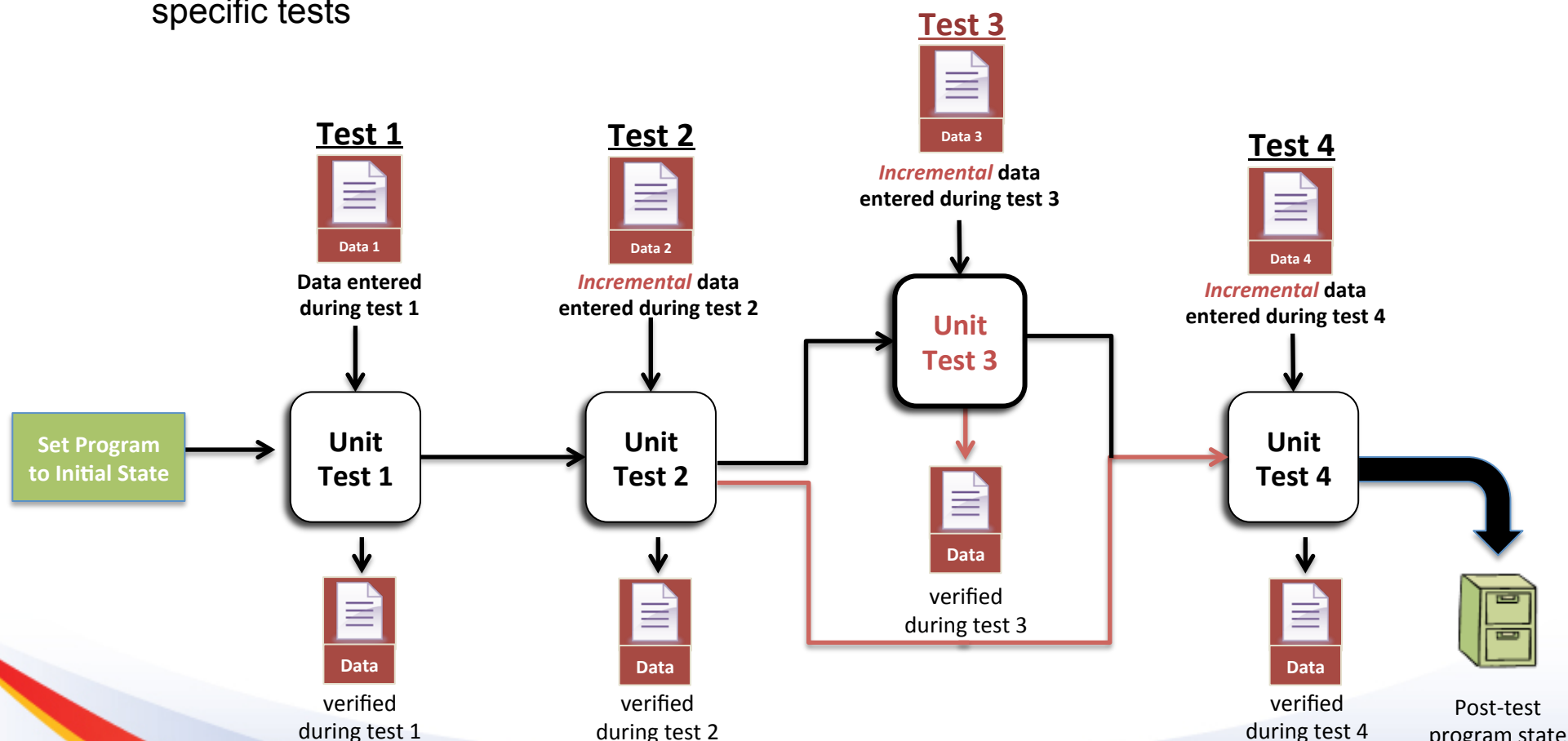
- One instructs the tester to enter all of the data
- One instructs the tester only to enter the incremental data



# Scenario-Based Sequence: Optional Tests

Scenarios represent a suggested sequence for testing criteria

- In a scenario, unit tests can be added, removed, or rearranged for various reasons, depending on the scenario
- For instance, a scenario can be made setting specific by adding or removing setting specific tests



The flow through data includes not only information that would otherwise be re-entered during subsequent tests, but also other data (incremental data) that might influence the quality of the unit test.

# 2014 Edition Test Scenarios - Quick Facts

---



## Components

- 2014 Edition Test Method
- Consistent and threaded data

## Scope

- Focused
- Clinically plausible workflow

## Specificity

- Not setting or test data specific
- Setting determined by unit test (i.e. add/remove tests depending on setting)
- Scenario details determined by patient test data (e.g. pediatric vs. geriatric)

## Documentation

- Test scenario diagram
- Test scenario procedure (contains the test scenario narrative)
- Test scenario data

# Test Scenario Introduction: EHR Interoperability: Intake



---

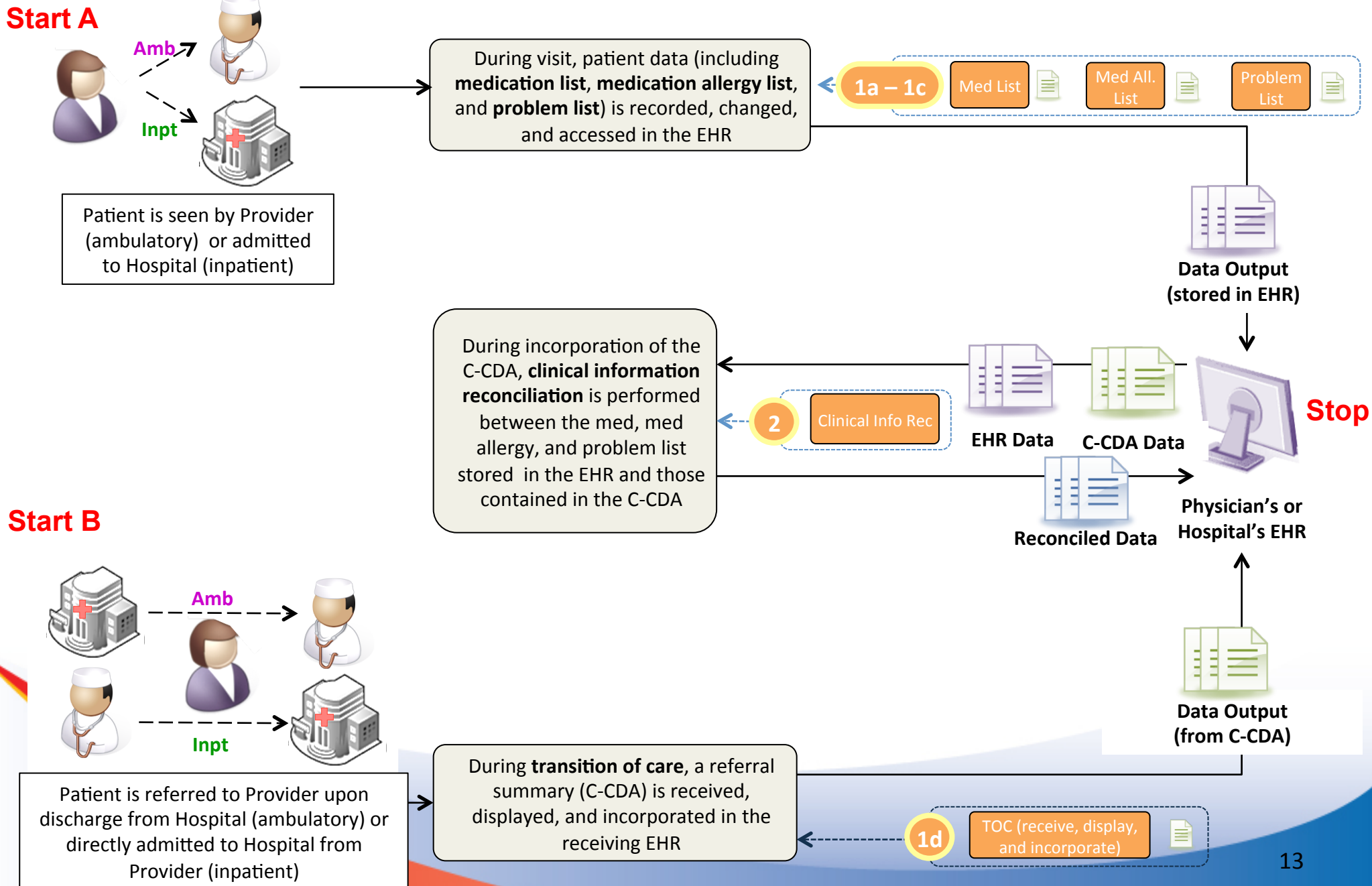
ONC has made the first draft Test Scenario Procedure available on its website:

- The [Draft Test Scenario](#) materials include
  - [Draft Test Scenario Procedure: EHR Interoperability: Intake](#)
    - Includes the following criteria:
      - (a)(4) Problem list
      - (a)(5) Medication list
      - (a)(6) Medication allergy list
      - (b)(4) Clinical information reconciliation
      - (b)(1) Transitions of care: receive, display, and incorporate
    - The Draft TSP tests **all** of the capabilities outlined by these criteria.
  - Draft Test Scenario Data: EHR Interoperability: Intake

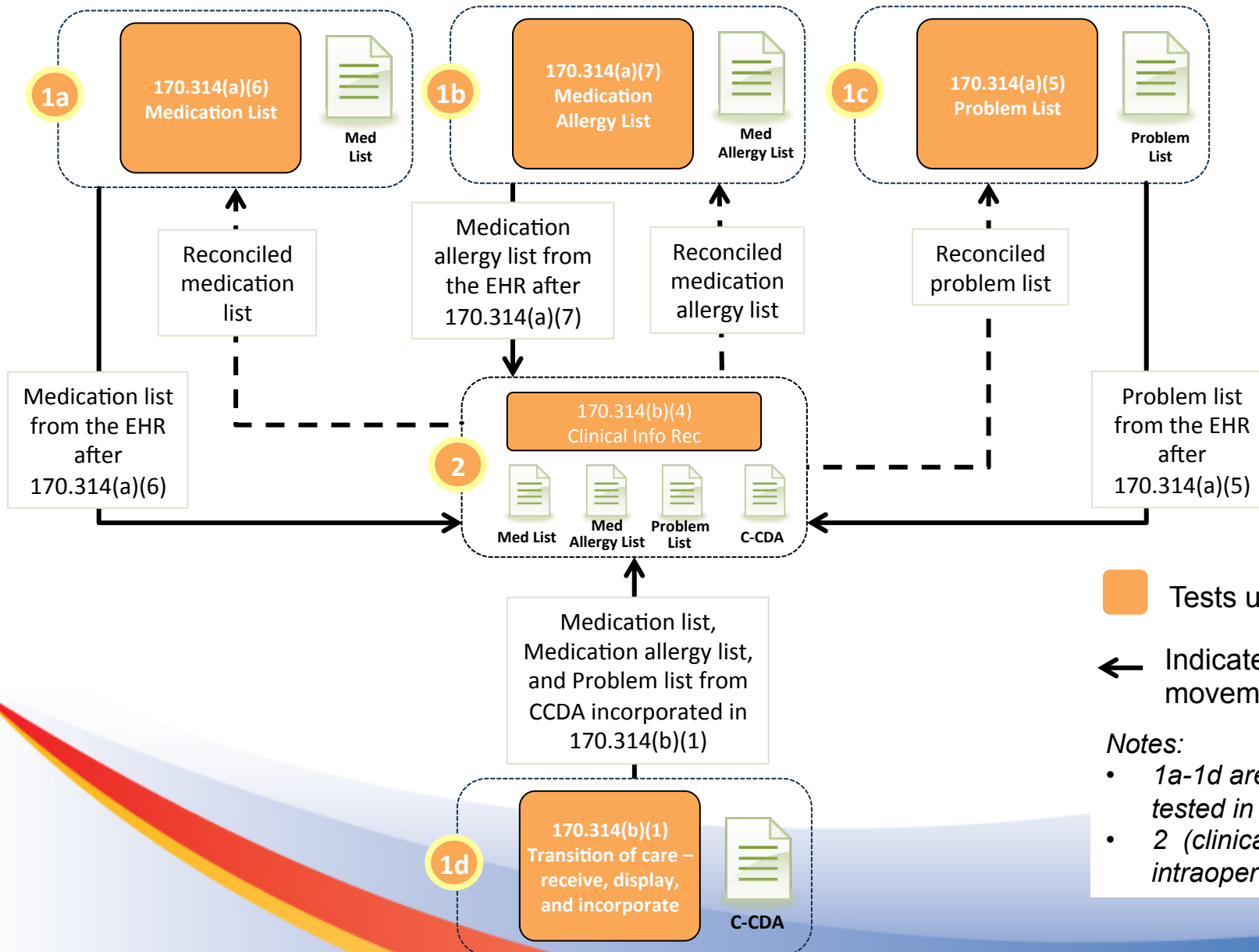
[Overview materials](#) for the draft Test Scenario Procedure are also available.

**The next three slides explore the structure and narrative of the EHR Interoperability: Intake Draft Test Scenario Procedure in more detail.**

# Clinically Plausible Workflow – EHR Interoperability: Intake



# Test Scenario Diagram – EHR Interoperability: Intake



# Test Scenario Narrative – EHR Interoperability: Intake



1a – 1c

## (a)(6) Medication list, (a)(7) Medication allergy list, (a)(5) Problem list

**Ambulatory:** Patient is seen by Provider. During this ambulatory visit, a medication, medication allergy, and problem list are recorded, changed, and accessed in the Provider's EHR.

**Inpatient:** Patient is admitted to Hospital. During this hospitalization, a medication, medication allergy, and problem list are recorded, changed, and accessed in the Hospital's EHR.

med, med allergy, and problem list stored in the EHR are pulled to do clinical information reconciliation

1d

## (b)(1) Transitions of care – receive, display, and incorporate

**Ambulatory:** Patient is referred to Provider upon discharge from Hospital. During transition of care, a referral summary (C-CDA) is received, displayed, and incorporated in the Provider's EHR.

**Inpatient:** Patient is directly admitted to Hospital from an ambulatory visit with Provider. During transition of care, a referral summary (C-CDA) is received, displayed, and incorporated in the Hospital's EHR.

med, med allergy, and problem list stored in the C-CDA are pulled to do clinical information reconciliation

2

## (b)(4) Clinical information reconciliation

**Ambulatory/Inpatient:** During incorporation of the referral summary (C-CDA), clinical information reconciliation is performed between the medication, medication allergy, and problem list stored in the EHR and those contained in the C-CDA. Upon completion of the clinical information reconciliation, the reconciled medication, medication allergy, and problem list are stored in the EHR.

reconciled med, med allergy, and problem list are stored in the EHR



Physician's or Hospital's EHR

# Summary

---



## Purpose of Scenarios

- Make clinically plausible
- Ensure use of data store in the EHR
- Increase value, efficiency, and consistency of testing

## Unit-Based Testing

- Currently implemented (required)
- Individual unit tests and data
- 2011 and 2014 Edition test procedures

## Scenario-Based Testing

- Future implementation (optional)
- Linked unit tests and threaded data
- First test scenario – EHR Interoperability: Intake
- Requesting public input



# Glossary

---



<b>Unit Test or Unit Test Procedure*</b>	A unit test or unit test procedure evaluates the conformance of EHR technology to a single certification criterion
<b>Unit-Based Testing</b>	The use of independent unit tests to evaluate the conformance of EHR technology to a certification criterion or criteria in the 2011 or 2014 Edition
<b>Scenario-Based Testing</b>	The optional use of test scenarios to test and certify EHR technology to a certification criterion or criteria in the 2014 Edition
<b>Test Scenario</b>	Broad term used to describe the “linking” of unit tests to represent a clinically plausible workflow for a given set of certification criteria
<b>Test Scenario Diagram</b>	Visual representation of a test scenario to illustrate the “linked” unit tests
<b>Test Scenario Procedure (TSP)</b>	Testing instructions for the “linked” unit test procedures specific to a test scenario
<b>Test Scenario Data (TSD)</b>	Data used within the TSP during testing (consistent with all testing, the data is independent of the TSP to allow for multiple test cases)
<b>Test Scenario Narrative</b>	Description of possible sequence of events associated with the clinically plausible workflow represented by the test scenario procedure (this is within the TSP)

\*Typically, a “test procedure,” without a “unit” or “scenario” modifier, refers to a unit test procedure